
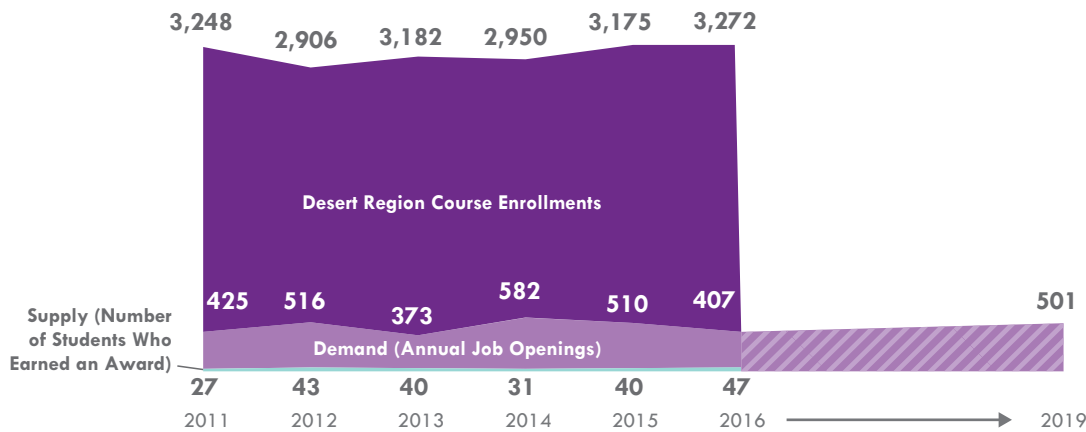


## OCCUPATIONS:



## SUPPLY/DEMAND FOR SELECTED OCCUPATIONS, 2011-19:






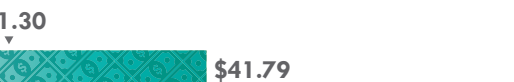
## EMPLOYMENT OUTCOMES FOR ALL PROGRAM EXITERS, 2014-15:

Region	vs	CA
43%	Earning a living wage	52%
54%	Employed within six months	48%
40%	Median change in earnings	40%
\$16,440	Median annual earnings	\$16,440

## REGIONAL COLLEGES OFFERING RELEVANT PROGRAMS:

	Chaffey	Copper Mountain	Crafton Hills	Moreno Valley	Mt San Jacinto	Norco	Riverside City	San Bernardino Valley	Victor Valley	Barstow
Programs Offered in 2017-18 Course Catalog										
2015-16 Awards	No Data	8 4	No Data	4 3	6	8 14	7 10	No Data	No Data	17 0
2015-16 Course Enrollments	372	27	17	402	1,190	554	272	138	283	Enrollments
Transfers to Four-Year Institutions 2014-15	9	0	0	20	21	31	15	13	13	Transfers

## OCCUPATION DATA:

Occupation	Wage Range* (Entry, Median, Experienced Wage)	3-Year 2016–19 Total Openings	Typical Entry Level Education & Training Required	Top Skills in Job Postings (2016)	% of Current Workers Age 55+
Software Developers, Systems Software	\$29.54  \$49.28 \$72.84	264	Bachelor's degree & None	Microsoft SQL, Visual Basic, Business Administration	13%
Software Developers, Applications	\$30.26  \$45.37 \$63.28	731	Bachelor's degree & None	SQL, Microsoft C#, JavaScript	13%
Computer Programmers	\$21.70  \$32.13 \$47.44	195	Bachelor's degree & None	SQL, Microsoft C#, Project Management	19%
Web Developers	\$14.05  \$21.30 \$41.79	310	Associate degree & None	Java Script, jQuery, Adobe Photoshop	9%

\*Entry hourly earnings is 10th percentile wage, experienced hourly earnings is 90th percentile wage.

## STUDENT DEMOGRAPHICS, 2015–16 (2,337 TOTAL STUDENTS WHO TOOK ONE OR MORE COURSES):

