



Labor Market Analysis: 0430.00/Biotechnology and Biomedical Technology

El Camino College Biotechnology Program – Associate of Science (A.S.) degree

Biotechnology Technician – Certificate of Achievement (23-24 units)

Biotechnology Laboratory Assistant – Certificate of Achievement (17-18 units)

Los Angeles Center of Excellence, March 2025

Program Endorsement:	Endorsed: All Criteria Met <input type="checkbox"/>	Endorsed: Some Criteria Met <input checked="" type="checkbox"/>	Not Endorsed <input type="checkbox"/>
-----------------------------	--	--	--

Program Endorsement Criteria			
Supply Gap:	Yes <input checked="" type="checkbox"/>		No <input type="checkbox"/>
Living Wage: (Entry-Level, 25th)	Yes <input type="checkbox"/>		No <input checked="" type="checkbox"/>
Education:	Yes <input checked="" type="checkbox"/>		No <input type="checkbox"/>
Emerging Occupation(s)			
	Yes <input checked="" type="checkbox"/>		No <input type="checkbox"/>

SUMMARY

This report analyzes whether local labor market demand is being met by community college programs aligned with the identified middle-skill occupations¹ or whether a shortage of workers exists. Labor market demand is measured by annual job openings while education supply is measured by the number of awards (degrees and certificates) conferred on average each year.

Based on the available data, there appears to be a supply gap for the identified target middle-skill occupations in the region. While entry-level wages are lower than the self-sufficiency standard wage in both Los Angeles and Orange counties, more than one-third of current workers in the field have completed an associate degree or less education as their highest level of educational attainment.

Recommendation: Due to two of three program endorsement criteria being met, the Los Angeles Center of Excellence for Labor Market Research (LA COE) endorses this proposed program.

Key Findings

Supply Gap

- 3,769 annual job openings are projected in the region through 2028. This number is substantially greater than the three-year average of 333 awards conferred by educational institutions in the region.

¹ Middle-skill occupations typically require some postsecondary education, but less than a bachelor's degree. The COE classifies middle-skill jobs as the following:

- All occupations that require an educational requirement of some college, associate degree or apprenticeship;
- All occupations that require a bachelor's degree, but also have more than one-third of their existing labor force with an educational attainment of some college or associate degree; or
- All occupations that require a high school diploma or equivalent or no formal education, but also require short- to long-term on-the-job training where multiple community colleges have existing programs.

- However, the *inspectors, testers, sorters, samplers and weighers (51-9061)* SOC code includes this occupation across all industries, and not solely biotechnology. Since the SOC code does not solely represent biotechnology jobs, **the number of annual job openings is likely overstated.**
- Over the past 12 months, there were **10,658 online job postings related to the target middle-skill biotechnology occupations.** The highest number of job postings were for quality inspectors, quality control inspectors, laboratory technicians, quality control technicians, and laboratory assistants.

Living Wage

- All four target occupations have entry-level wages **below** Los Angeles County’s self-sufficiency standard hourly wage (\$24.03/hour).²

Educational Attainment

- 67% of the annual job openings typically require a high school diploma or equivalent for these middle-skill occupations related to biotechnology in the LA/OC region.
- 49%-83% of workers in the field have completed an associate degree or less educational attainment, according to national educational attainment data.

Community college supply

- 16 community colleges issued awards related to biotechnology in the greater LA/OC region.
- 278 awards (degrees and certificates) were conferred on average each year between 2021 and 2023.

Other postsecondary supply

- 2 educational institutions in the LA/OC region have conferred awards in programs related to biotechnology over the past three years.
- 55 awards were conferred on average each year by other postsecondary institutions throughout the greater LA/OC region between 2020 and 2022.

TARGET OCCUPATIONS

LA COE prepared this report to provide regional labor market and postsecondary supply data related to four middle-skill occupations and one emerging occupation. Although some of the occupations in this report typically require a bachelor’s degree, they are considered middle-skill because approximately one-third of workers in the field have completed some college or an associate degree. [For full occupation descriptions, please see Appendix.](#)

- **Biological Technicians (19-4021)**³
- **Chemical Technicians (19-4031)**⁴

² Center for Women’s Welfare, University of Washington. (2024). *The self-sufficiency standard for California 2024.* <http://selfsufficiencystandard.org/California>.

³ [Biological Technicians \(bls.gov\)](https://www.bls.gov/occupations/biotechnicians)

⁴ [Chemical Technicians \(bls.gov\)](https://www.bls.gov/occupations/chemical-technicians)

- **Clinical Laboratory Technologists and Technicians (29-2018)** This occupation includes the 2018 SOC occupations:⁵
 - **Medical and Clinical Laboratory Technologists (29-2011)**
 - **Medical and Clinical Laboratory Technicians (29-2012)**
- **Inspectors, Testers, Sorters, Samplers, and Weighers (51-9061)**⁶

and one emerging occupation:

- **Quality Control Analysts (19-4099.01)**⁷

OCCUPATIONAL DEMAND

Exhibit 1 shows the five-year occupational demand projections for these middle-skill biotechnology occupations. In the greater Los Angeles/Orange County region, the number of jobs related to these occupations is projected to decrease by 1% through 2028. However, there will be nearly 3,800 job openings per year through 2028 due to retirements and workers leaving the field. It is important to note that the *inspectors, testers, sorters, samplers and weighers (51-9061)* occupation is employed across various manufacturing and scientific industries, including the emerging field of biotechnology. Therefore, the data in Exhibit 1 is likely overstated for biotechnology *inspectors, testers, sorters, samplers, and weighers*. The majority of jobs in 2023 for these middle-skill biotechnology occupations (68%) were located in Los Angeles County.

Exhibit 1: Current employment and occupational demand, Los Angeles and Orange counties⁸

Geography	2023 Jobs	2028 Jobs	2023-2028 Change	2023-2028 % Change	Annual Openings
Los Angeles	25,310	24,801	(509)	(2%)	2,557
Orange	11,791	11,760	(31)	(0%)	1,212
Total	37,101	36,561	(540)	(1%)	3,769

Detailed Occupation Data

Exhibit 2 displays the current employment and projected occupational demand for each of the target occupations in Los Angeles County. Positive scores for automation resilience⁹ reflect a lower-than-average threat of the occupation(s) being replaced by automation, while negative scores reflect a greater-than-average risk of automation. The average percentage of workers aged 55+ across all occupations in the Los Angeles/Orange County region is 26%; occupations with a larger share of workers aged 55 and older typically have greater replacement needs to

⁵ [Clinical Laboratory Technologists and Technicians \(bls.gov\)](https://www.bls.gov)

⁶ [Quality Control Inspectors \(bls.gov\)](https://www.bls.gov)

⁷ [Quality Control Analysts \(onetonline.org\)](https://www.onetonline.org)

⁸ Five-year change represents new job additions to the workforce. Annual openings include new jobs and replacement jobs that result from retirements and separations.

⁹ Automation risk is calculated based on the percentage of time spent on high-risk compared to low-risk work, the number of high-risk jobs in compatible occupations, and the overall industry automation risk.

offset the amount of impending retirements. On average, 81% of workers across all occupations in California are employed full-time.

Exhibit 2: Detailed employment and occupational demand, Los Angeles County¹⁰

Occupation	2023 Jobs	2028 Jobs	5-Yr % Change	Annual Openings	Automation Resilience	% Aged 55 and older	% Full Time Workers
Biological Technicians	1,362	1,442	6%	188	9.6	15%	Data unavail.
Chemical Technicians	1,639	1,571	(4%)	185	(4.6)	27%	100%
Clinical Laboratory Technologists and Technicians	7,340	7,539	3%	510	2.1	23%	100%
Inspectors, Testers, Sorters, Samplers, and Weighers	14,970	14,250	(5%)	1,674	(6.1)	34%	91%
Total	25,310	24,801	(2%)	2,557	-	-	-

WAGES

The labor market endorsement in this report considers the entry-level hourly wages for these middle-skill biotechnology occupations in Los Angeles County as they relate to the county’s self-sufficiency standard wage. Orange County wages are included below in order to provide a complete analysis of the greater Los Angeles/Orange County region.

Los Angeles County

All four occupations have entry-level wages below the self-sufficiency standard wage for one adult (\$24.03 in Los Angeles County). Typical entry-level hourly wages are in a range between \$18.35 and \$23.62. (Exhibit 3). Experienced workers can expect to earn wages between \$29.21 and \$39.12, which are higher than the self-sufficiency standard.

Exhibit 3: Earnings for occupations in Los Angeles County

Occupation	Entry-Level Hourly Earnings (25 th Percentile)	Median Hourly Earnings	Experienced Hourly Earnings (75 th Percentile)	Median Annual Earnings*
Biological Technicians	\$23.62	\$31.29	\$39.12	\$65,100
Chemical Technicians	\$21.64	\$24.83	\$31.59	\$51,600
Clinical Laboratory Technologists and Technicians	\$22.35	\$28.84	\$36.77	\$60,000

¹⁰ Five-year change represents new job additions to the workforce. Annual openings include new jobs and replacement jobs that result from retirements and separations.

Occupation	Entry-Level Hourly Earnings (25 th Percentile)	Median Hourly Earnings	Experienced Hourly Earnings (75 th Percentile)	Median Annual Earnings*
Inspectors, Testers, Sorters, Samplers, and Weighers	\$18.35	\$22.73	\$29.21	\$47,300

*Rounded to the nearest \$100

Orange County

All four occupations have entry-level wages below the self-sufficiency standard wage for one adult (\$27.13 in Orange County). Typical entry-level hourly wages are in a range between \$18.90 and \$23.64 (Exhibit 4). Experienced workers can expect to earn wages between 30.00 and \$38.88, which are higher than the self-sufficiency standard.

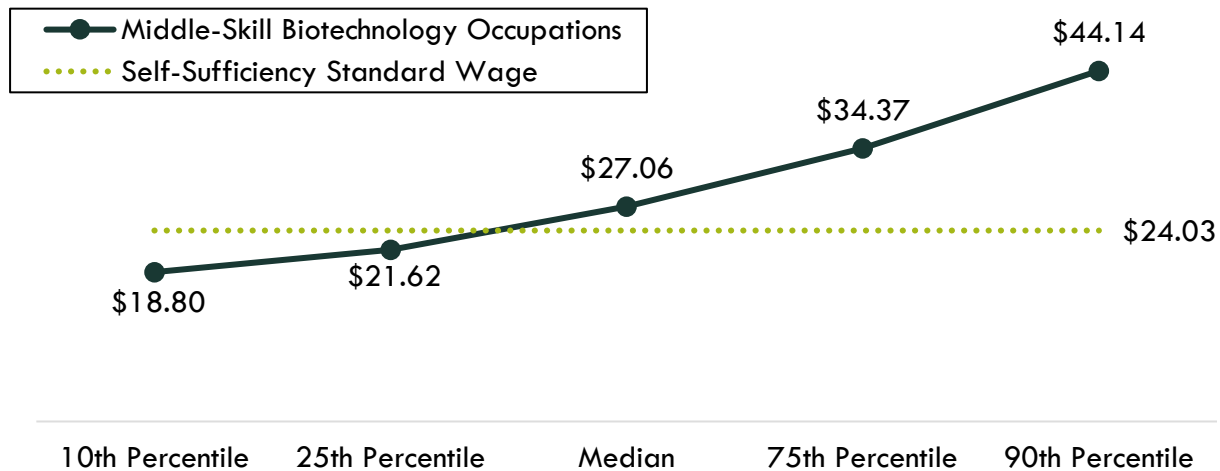
Exhibit 4: Earnings for occupations in Orange County

Occupation	Entry-Level Hourly Earnings (25 th Percentile)	Median Hourly Earnings	Experienced Hourly Earnings (75 th Percentile)	Median Annual Earnings*
Biological Technicians	\$22.51	\$29.82	\$37.29	\$62,000
Chemical Technicians	\$22.36	\$25.65	\$32.63	\$53,400
Clinical Laboratory Technologists and Technicians	\$23.64	\$30.49	\$38.88	\$63,400
Inspectors, Testers, Sorters, Samplers, and Weighers	\$18.90	\$23.38	\$30.00	\$48,600

*Rounded to the nearest \$100

Across the greater Los Angeles and Orange County region, the average entry-level hourly earnings for the occupations in this report are \$21.62; this is below the living wage for one single adult in Los Angeles County (\$24.03). Exhibit 5 shows the average hourly wage for the occupations in this report, for entry-level to experienced workers.

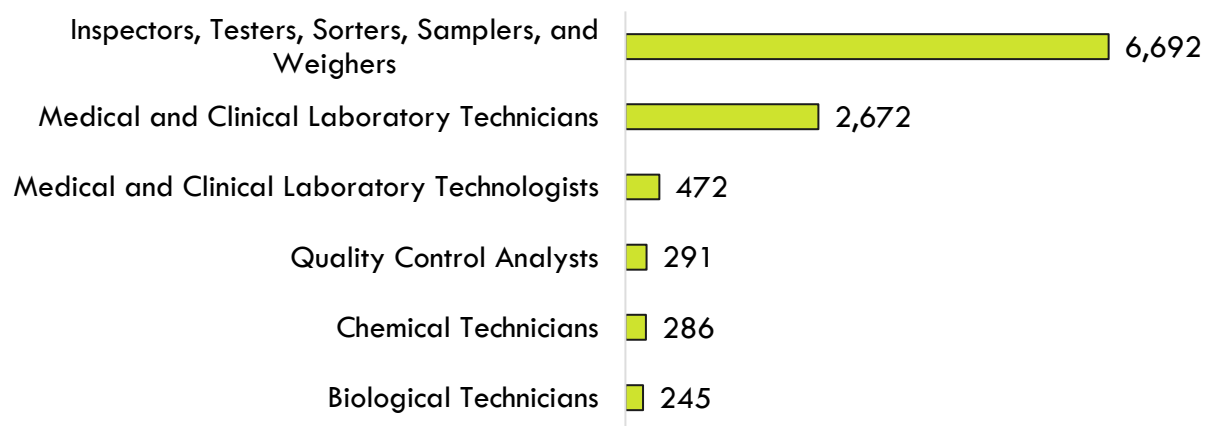
Exhibit 5: Average hourly earnings for middle-skill biotechnology occupations, Los Angeles and Orange counties



JOB POSTINGS

There were 10,658 online job postings related to the target biotechnology occupations in this report listed in the past 12 months in Los Angeles and Orange counties. Exhibit 6 displays the number of job postings by occupation. The majority of job postings (63%) were for *inspectors, testers, sorters, samplers, and weighers*, followed by *medical and clinical laboratory technicians* (25%) and *medical and clinical laboratory technologists* (4%).

Exhibit 6: Job postings by occupation (last 12 months), Los Angeles and Orange counties



Job postings were analyzed for the most common job titles, skills, and employers associated with the target occupations in this report (Exhibit 7).

Exhibit 7: Most commonly requested job titles, skills and employers in job postings, Los Angeles and Orange counties

Top Job Titles	Top Skills	Top Employers
<ul style="list-style-type: none"> Quality inspectors Quality control inspectors Laboratory technicians Quality control technicians Laboratory assistants Quality assurance technicians Quality assurance specialists Quality technicians 	<ul style="list-style-type: none"> Auditing Calipers Micrometers Good Manufacturing Practices Quality management Quality management systems 	<ul style="list-style-type: none"> Actalent* Aerotek* Volt* Quest Diagnostics Kelly Services* Express Employment Professionals* ManpowerGroup*

*Staffing company

In the greater Los Angeles/Orange County region, 56% of the middle-skill biotechnology job postings listed a minimum educational requirement. Exhibit 8 details the number and percentage of job postings by educational level.

Exhibit 8: Education levels requested in job postings for middle-skill occupations related to biotechnology, Los Angeles and Orange counties

Education Level	Job Postings	% of Job Postings
Bachelor's degree	1,456	24%
Associate degree	615	10%
High school diploma or vocational training	3,937	66%

EDUCATIONAL ATTAINMENT

In the greater Los Angeles/Orange County region, the majority of annual job openings (67%) typically require a high school diploma or equivalent (Exhibit 9). However, the national-level data indicates between 49% and 83% of workers in the field have completed an associate degree or less education as their highest level of educational attainment. The Bureau of Labor Statistics (BLS) lists the following typical entry-level education levels for the occupations in this report:

Exhibit 9: Entry-level education preferred by employers nationally, Bureau of Labor Statistics

Occupation	Education Level
Biological Technicians	Bachelor's degree
Chemical Technicians	Associate degree
Clinical Laboratory Technologists and Technicians	Bachelor's degree
Inspectors, Testers, Sorters, Samplers, and Weighers	High school diploma or equivalent

EDUCATIONAL SUPPLY

Community College Supply

Exhibit 10 shows the annual and three-year average number of awards conferred by community colleges in programs that have historically trained for the occupations of interest. The colleges with the most completions in the region are Mt. San Antonio, Santiago Canyon, LA Mission, and Pasadena.

Exhibit 10: Regional community college awards (certificates and degrees), 2021-2023

TOP Code	Program	College	2020-21 Awards	2021-22 Awards	2022-23 Awards	3-Year Average
0430.00	Biotechnology and Biomedical Technology	Citrus	5	9	14	9
		East LA	7	4	-	4
		Glendale	-	-	12	4
		LA Mission	17	38	42	32
		LA Trade-Tech	6	13	3	7
		Pasadena	32	33	28	31

TOP Code	Program	College	2020-21 Awards	2021-22 Awards	2022-23 Awards	3-Year Average
		West LA	-	-	7	2
		LA Subtotal	67	97	106	90
		Fullerton	13	3	12	9
		Irvine	14	23	11	16
		Santa Ana	5	13	20	13
		Santiago Canyon	9	16	57	27
		OC Subtotal	41	55	100	65
Supply Subtotal/Average			108	152	206	155
0954.00	Chemical Technology	East LA	3	2	1	2
		LA Trade-Tech	3	11	-	5
		LA Subtotal	6	13	1	7
Supply Subtotal/Average			6	13	1	7
0955.00	Laboratory Science Technology	Mt San Antonio	5	4	2	4
		LA Subtotal	5	4	2	4
Supply Subtotal/Average			5	4	2	4
0956.00	Manufacturing and Industrial Technology	Cerritos	1	1	1	1
		El Camino	-	4	2	2
		Glendale	-	1	-	0
		LA Trade-Tech	9	15	3	9
		LA Valley	7	-	2	3
		Mt San Antonio	4	13	26	14
		LA Subtotal	21	34	34	30
		Fullerton	20	18	9	16
		Irvine	4	2	-	2
		Saddleback	4	8	4	5
		Santa Ana	2	4	-	2
		Santiago Canyon	12	7	6	8
		OC Subtotal	42	39	19	33
Supply Subtotal/Average			63	73	53	63
1205.00	Medical Laboratory Technology	Mt San Antonio	26	27	26	26
		LA Subtotal	26	27	26	26
		Saddleback	27	17	25	23
		OC Subtotal	27	17	25	23
Supply Subtotal/Average			53	44	51	49
Supply Total/Average			235	286	313	278

Other Postsecondary Supply

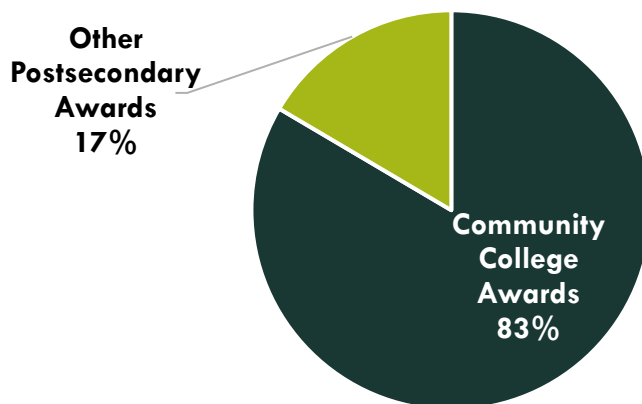
For a comprehensive regional supply analysis, it is important to consider the supply from other institutions in the region that provide training programs for middle-skill biotechnology occupations. Exhibit 11 shows the number of awards conferred by these institutions in relevant programs. Due to different data collection periods, the most recent data is from 2020 to 2022. Between 2020 and 2022, other postsecondary college institutions in the region conferred an average of 55 bachelor's and sub-baccalaureate awards. Sub-baccalaureate awards include associate degrees, postsecondary awards, and other academic awards that typically take fewer than four years to complete. Of the awards in Exhibit 11, the majority of awards (81%) are sub-baccalaureate awards (45 awards), followed by bachelor's degrees (10 awards).

Exhibit 11: Other regional postsecondary awards, 2020-2022

CIP Code	Program	Postsecondary Institution	2019-20 Awards	2020-21 Awards	2021-22 Awards	3-Year Average
15.0401	Biomedical Technology/ Technician	Southern California Institute of Technology	46	50	39	45
26.1104	Computational Biology	University of Southern California	7	8	16	10
Supply Total/Average			53	58	55	55

Exhibit 12 shows the proportion of community college awards conferred in the greater Los Angeles/Orange County region compared to the number of other postsecondary awards for the programs in this report. The majority of awards conferred in these programs are awarded by community colleges in the greater Los Angeles/Orange County region.

Exhibit 12: Percentage of community college awards compared to other postsecondary institution awards in the Los Angeles/Orange County region



APPENDIX: OCCUPATION DESCRIPTIONS

LA COE prepared this report to provide regional labor market supply and demand data related to these target occupations:

- **Biological Technicians (19-4021)** Assist biological and medical scientists. Set up, operate, and maintain laboratory instruments and equipment, monitor experiments, collect data and samples, make observations, and calculate and record results. May analyze organic substances, such as blood, food, and drugs.¹¹
- **Chemical Technicians (19-4031)** Conduct chemical and physical laboratory tests to assist scientists in making qualitative and quantitative analyses of solids, liquids, and gaseous materials for research and development of new products or processes, quality control, maintenance of environmental standards, and other work involving experimental, theoretical, or practical application of chemistry and related sciences.¹²
- **Clinical Laboratory Technologists and Technicians (29-2018)** This occupation includes the 2018 SOC occupations: Medical and Clinical Laboratory Technologists (29-2011) and Medical and Clinical Laboratory Technicians (29-2012).¹³
 - **Medical and Clinical Laboratory Technologists (29-2011)** Perform complex medical laboratory tests for diagnosis, treatment, and prevention of disease. May train or supervise staff.
 - **Medical and Clinical Laboratory Technicians (29-2012)** Perform routine medical laboratory tests for the diagnosis, treatment, and prevention of disease. May work under the supervision of a medical technologist.
- **Inspectors, Testers, Sorters, Samplers, and Weighers (51-9061)** Inspect, test, sort, sample, or weigh nonagricultural raw materials or processed, machined, fabricated, or assembled parts or products for defects, wear, and deviations from specifications. May use precision measuring instruments and complex test equipment.¹⁴

and one emerging occupation:

- **Quality Control Analysts (19-4099.01)** Conduct tests to determine quality of raw materials, bulk intermediate and finished products. May conduct stability sample tests.¹⁵

¹¹ [Biological Technicians \(bls.gov\)](https://www.bls.gov)

¹² [Chemical Technicians \(bls.gov\)](https://www.bls.gov)

¹³ [Clinical Laboratory Technologists and Technicians \(bls.gov\)](https://www.bls.gov)

¹⁴ [Quality Control Inspectors \(bls.gov\)](https://www.bls.gov)

¹⁵ [Quality Control Analysts \(onetonline.org\)](https://www.onetonline.org)

Contact information:

Luke Meyer, Director

Los Angeles Center of Excellence

Lmeyer7@mtsac.edu

If for any reason this document is not accessible or if you have specific needs for readability, please contact us and we will do our utmost to accommodate you with a modified version.



POWERED BY



DATA SOURCES

- O*NET Online
- Lightcast (formerly Emsi)
- Bureau of Labor Statistics (BLS)
- California Employment Development Department, Labor Market Information Division, OES
- California Community Colleges Chancellor's Office Management Information Systems (MIS)
- Self-Sufficiency Standard at the Center for Women's Welfare, University of Washington
- Chancellor's Office Curriculum Inventory (COCI 2.0)

Important Disclaimer: All representations included in this report have been produced from primary research and/or secondary review of publicly and/or privately available data and/or research reports. Efforts have been made to qualify and validate the accuracy of the data and the reported findings; however, neither the Centers of Excellence, COE host District, nor California Community Colleges Chancellor's Office are responsible for applications or decisions made by recipient community colleges or their representatives based upon components or recommendations contained in this study.

© 2024 California Community Colleges Chancellor's Office,
Centers of Excellence for Labor Market Research, Economic and Workforce Development Program