



# Labor Market Analysis: 1005.00 – Commercial Music Electronic Digital Instrument – Associate of Science (A.S.) degree Los Angeles Center of Excellence, May 2025

<b>Program Endorsement:</b>	<b>Endorsed: All Criteria Met</b>	<input type="checkbox"/>	<b>Endorsed: Some Criteria Met</b>	<input checked="" type="checkbox"/>	<b>Not Endorsed</b>	<input type="checkbox"/>	
Program Endorsement Criteria							
<b>Supply Gap:</b>	Yes	<input checked="" type="checkbox"/>	No	<input type="checkbox"/>			
<b>Living Wage: (Entry-Level, 25<sup>th</sup>)</b>	Yes	<input type="checkbox"/>	No	<input checked="" type="checkbox"/>			
<b>Education:</b>	Yes	<input checked="" type="checkbox"/>	No	<input type="checkbox"/>			
Emerging Occupation(s)							
Yes			<input type="checkbox"/>	No			<input checked="" type="checkbox"/>

## SUMMARY

This report analyzes whether local labor market demand is being met by community college programs aligned with the identified middle-skill occupations<sup>1</sup> or whether a shortage of workers exists. Labor market demand is measured by annual job openings while education supply is measured by the number of awards (degrees and certificates) conferred on average each year.

Based on the available data, there appears to be a supply gap for the two identified middle-skill occupations in the region. While entry-level wages are lower than the self-sufficiency standard wage in both Los Angeles and Orange counties, the Bureau of Labor Statistics (BLS) lists a postsecondary non-degree award as the typical entry-level educational requirement for both occupations.

**Recommendation:** Due to two of three program endorsement criteria being met, the Los Angeles Center of Excellence for Labor Market Research (LA COE) endorses this proposed program.

## Key Findings

### Supply Gap

- 1,139 annual job openings are projected in the region through 2028. This number is greater than the three-year average of 732 awards conferred by educational institutions in the region.

<sup>1</sup> Middle-skill occupations typically require some postsecondary education, but less than a bachelor’s degree. The COE classifies middle-skill jobs as the following:

- All occupations that require an educational requirement of some college, associate degree or apprenticeship;
- All occupations that require a bachelor’s degree, but also have more than one-third of their existing labor force with an educational attainment of some college or associate degree; or
- All occupations that require a high school diploma or equivalent or no formal education, but also require short- to long-term on-the-job training where multiple community colleges have existing programs.

### **Living Wage**

- Both occupations have entry-level wages **below** Los Angeles County's self-sufficiency standard hourly wage (\$24.03/hour).<sup>2</sup>

### **Educational Attainment**

- A postsecondary non-degree award is the typical entry-level education for the target occupations in this report, according to the Bureau of Labor Statistics (BLS).
- 39% of workers in the field have completed some college or an associate degree, according to national educational attainment data.

### **Community college supply**

- 17 community colleges issued awards related to commercial music in the greater LA/OC region.
- 179 awards (degrees and certificates) were conferred on average each year between 2021 and 2023.

### **Other postsecondary supply**

- 5 educational institutions in the LA/OC region have conferred awards in programs related to commercial music over the past three years.
- 553 awards were conferred on average each year by other postsecondary institutions throughout the greater LA/OC region between 2020 and 2022.

## **TARGET OCCUPATIONS**

LA COE prepared this report to provide regional labor market and postsecondary supply data related to two middle-skill occupations. [For full occupation descriptions, please see Appendix.](#)

- **Audio and Video Technicians (27-4011)**<sup>3</sup>
- **Sound Engineering Technicians (27-4014)**<sup>4</sup>

## **OCCUPATIONAL DEMAND**

Exhibit 1 shows the five-year occupational demand projections for these middle-skill commercial music occupations. In the greater Los Angeles/Orange County region, the number of jobs related to these occupations is projected to decrease by 1% through 2028. However, there will be more than 1,100 job openings per year through 2028 due to retirements and workers leaving the field. The majority of jobs in 2023 for these middle-skill commercial music occupations (89%) were located in Los Angeles County.

---

<sup>2</sup> Center for Women's Welfare, University of Washington. (2024). *The self-sufficiency standard for California 2024.* <http://selfsufficiencystandard.org/California>.

<sup>3</sup> [Broadcast, Sound, and Video Technicians \(bls.gov\)](#)

<sup>4</sup> [Ibid.](#)

## Exhibit 1: Current employment and occupational demand, Los Angeles and Orange counties<sup>5</sup>

Geography	2023 Jobs	2028 Jobs	2023-2028 Change	2023-2028 % Change	Annual Openings
Los Angeles	10,750	10,595	(155)	(1%)	1,006
Orange	1,380	1,395	15	1%	133
<b>Total</b>	<b>12,131</b>	<b>11,991</b>	<b>(140)</b>	<b>(1%)</b>	<b>1,139</b>

### Detailed Occupation Data

Exhibit 2 displays the current employment and projected occupational demand for each of the target occupations in Los Angeles County. Positive scores for automation resilience<sup>6</sup> reflect a lower-than-average threat of the occupation(s) being replaced by automation, while negative scores reflect a greater-than-average risk of automation. The average percentage of workers aged 55+ across all occupations in the Los Angeles/Orange County region is 26%; occupations with a larger share of workers aged 55 and older typically have greater replacement needs to offset the amount of impending retirements.

## Exhibit 2: Detailed employment and occupational demand, Los Angeles County<sup>7</sup>

Occupation	2023 Jobs	2028 Jobs	5-Yr % Change	Annual Openings	Automation Resilience	% Aged 55 and older
Audio and Video Technicians	5,583	5,567	(0%)	511	2.2	23%
Sound Engineering Technicians	5,168	5,028	(3%)	494	(1.4)	25%
<b>Total</b>	<b>10,750</b>	<b>10,595</b>	<b>(1%)</b>	<b>1,006</b>	<b>-</b>	<b>-</b>

## WAGES

The labor market endorsement in this report considers the entry-level hourly wages for these middle-skill commercial music occupations in Los Angeles County as they relate to the county's self-sufficiency standard wage. Orange County wages are included below in order to provide a complete analysis of the greater Los Angeles/Orange County region.

### Los Angeles County

Both occupations have entry-level wages below the self-sufficiency standard wage for one adult (\$24.03 in Los Angeles County). Typical entry-level hourly wages are in a range between \$21.38

<sup>5</sup> Five-year change represents new job additions to the workforce. Annual openings include new jobs and replacement jobs that result from retirements and separations.

<sup>6</sup> Automation risk is calculated based on the percentage of time spent on high-risk compared to low-risk work, the number of high-risk jobs in compatible occupations, and the overall industry automation risk.

<sup>7</sup> Five-year change represents new job additions to the workforce. Annual openings include new jobs and replacement jobs that result from retirements and separations.

and \$22.35. (Exhibit 3). Experienced workers can expect to earn wages between \$47.22 and \$56.06, which are higher than the self-sufficiency standard.

**Exhibit 3: Earnings for occupations in Los Angeles County**

Occupation	Entry-Level Hourly Earnings (25 <sup>th</sup> Percentile)	Median Hourly Earnings	Experienced Hourly Earnings (75 <sup>th</sup> Percentile)	Median Annual Earnings*
Audio and Video Technicians	\$21.38	\$29.19	\$47.22	\$60,700
Sound Engineering Technicians	\$22.35	\$30.41	\$56.06	\$63,200

\*Rounded to the nearest \$100

**Orange County**

Both occupations have entry-level wages below the self-sufficiency standard wage for one adult (\$27.13 in Orange County). Typical entry-level hourly wages are in a range between \$19.67 and \$19.97 (Exhibit 4). Experienced workers can expect to earn wages between \$42.98 and \$50.08, which are higher than the self-sufficiency standard.

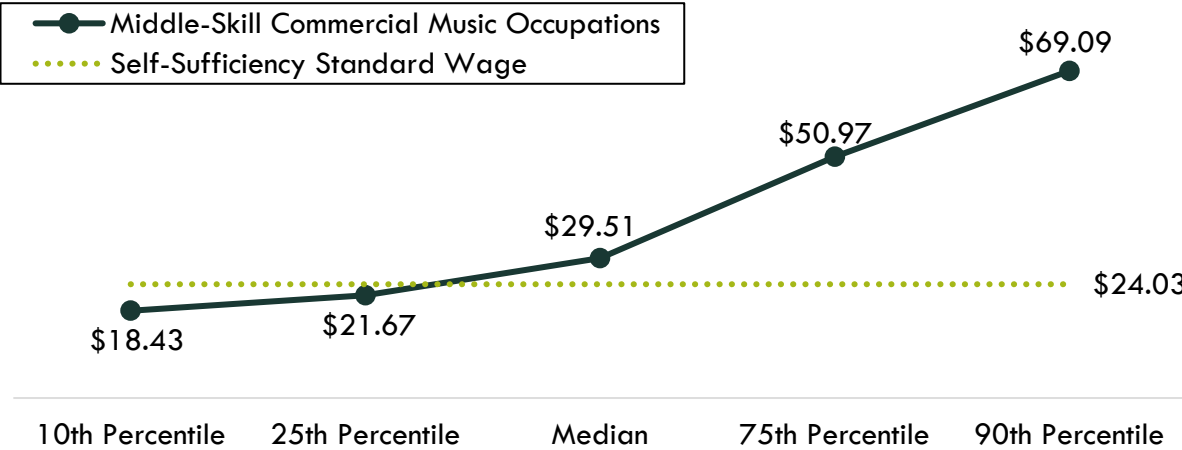
**Exhibit 4: Earnings for occupations in Orange County**

Occupation	Entry-Level Hourly Earnings (25 <sup>th</sup> Percentile)	Median Hourly Earnings	Experienced Hourly Earnings (75 <sup>th</sup> Percentile)	Median Annual Earnings*
Audio and Video Technicians	\$19.67	\$26.81	\$42.98	\$55,800
Sound Engineering Technicians	\$19.97	\$27.37	\$50.08	\$56,900

\*Rounded to the nearest \$100

Across the greater Los Angeles and Orange County region, the average entry-level hourly earnings for the occupations in this report are \$21.67; this is below the living wage for one single adult in Los Angeles County (\$24.03). Exhibit 5 shows the average hourly wage for the occupations in this report, for entry-level to experienced workers.

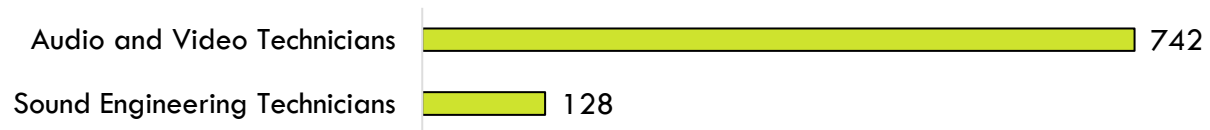
**Exhibit 5: Average hourly earnings for middle-skill commercial music occupations, Los Angeles and Orange counties**



## JOB POSTINGS

There were 870 online job postings related to middle-skill commercial music occupations listed in the past 12 months in Los Angeles and Orange counties. Exhibit 6 displays the number of job postings by occupation. The majority of job postings (85%) were for *audio and video technicians*, followed by *sound engineering technicians* (15%).

**Exhibit 6: Job postings by occupation (last 12 months), Los Angeles and Orange counties**



Job postings were analyzed for the most common job titles, skills, and employers associated with the target occupations in this report (Exhibit 7).

**Exhibit 7: Most commonly requested job titles, skills and employers in job postings, Los Angeles and Orange counties**

Top Job Titles	Top Skills	Top Employers
<ul style="list-style-type: none"> <li>• Audiovisual technicians</li> <li>• Audiovisual specialists</li> <li>• Retail product specialists</li> <li>• Audiovisual/IT technicians</li> <li>• Audio visual managers</li> <li>• Event technicians</li> <li>• Sound mixers</li> <li>• Stage technicians</li> </ul>	<ul style="list-style-type: none"> <li>• Project management</li> <li>• Crestron (A/V systems)</li> <li>• Technical issues</li> <li>• Audio-visual technology</li> <li>• Audiovisual equipment</li> <li>• Control systems</li> <li>• Low voltage</li> <li>• Electrical wiring/components</li> </ul>	<ul style="list-style-type: none"> <li>• Encore Global</li> <li>• Five Star Audio Visual</li> <li>• Skechers</li> <li>• Eidim Group</li> <li>• Insight Global*</li> <li>• Pinnacle Live</li> <li>• Diversified Agency*</li> </ul>

\*Staffing company

In the greater Los Angeles/Orange County region, 42% of the middle-skill commercial music job postings listed a minimum educational requirement. Exhibit 8 details the number and percentage of job postings by educational level.

**Exhibit 8: Education levels requested in job postings for commercial music occupations, Los Angeles and Orange counties**

Education Level	Job Postings	% of Job Postings
Bachelor's degree	100	27%
Associate degree	42	11%
High school diploma or vocational training	225	61%

## EDUCATIONAL ATTAINMENT

The Bureau of Labor Statistics (BLS) lists a postsecondary non-degree award as the typical entry-level education for the occupations in this report (Exhibit 9). Furthermore, the national-level data indicates 39% of workers in the field have completed some college or an associate degree as their highest level of educational attainment. The Bureau of Labor Statistics (BLS) lists the following typical entry-level education levels for the occupations in this report:

**Exhibit 9: Entry-level education preferred by employers nationally, Bureau of Labor Statistics**

Occupation	Education Level
Audio and Video Technicians	Postsecondary non-degree award
Sound Engineering Technicians	Postsecondary non-degree award

## EDUCATIONAL SUPPLY

### Community College Supply

Exhibit 10 shows the annual and three-year average number of awards conferred by community colleges in the related TOP code: Commercial Music (1005.00). The colleges with the most completions in the region are Saddleback, Citrus, and LA City.

**Exhibit 10: Regional community college awards (certificates and degrees), 2021-2023**

TOP Code	Program	College	2020-21 Awards	2021-22 Awards	2022-23 Awards	3-Year Average
1005.00	Commercial Music	Cerritos	8	13	6	9
		Citrus	51	26	36	38
		Compton	1	-	1	1
		East LA	2	-	6	3
		Glendale	2	-	-	1
		LA City	12	25	11	16
		LA Harbor	-	7	4	4
		LA Pierce	-	-	1	0
		LA Valley	6	18	12	12
		Long Beach	1	-	-	0
		Pasadena	2	-	3	2
		Rio Hondo	-	1	8	3
		<b>LA Subtotal</b>	<b>85</b>	<b>90</b>	<b>88</b>	<b>88</b>
		Cypress	10	12	11	11
		Fullerton	8	7	2	6
		Orange Coast	1	1	-	1
		Saddleback	61	95	45	67

TOP Code	Program	College	2020-21 Awards	2021-22 Awards	2022-23 Awards	3-Year Average
		Santa Ana	7	7	6	7
		<b>OC Subtotal</b>	<b>87</b>	<b>122</b>	<b>64</b>	<b>91</b>
<b>Supply Total/Average</b>			<b>172</b>	<b>212</b>	<b>152</b>	<b>179</b>

## Other Postsecondary Supply

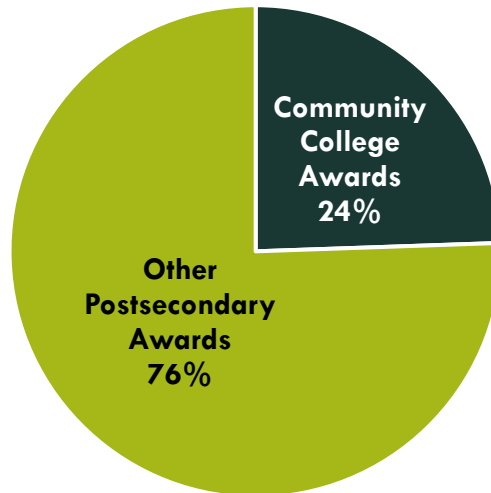
For a comprehensive regional supply analysis, it is important to consider the supply from other institutions in the region that provide training programs for commercial music. Exhibit 11 shows the number of awards conferred by these institutions in relevant programs. Due to different data collection periods, the most recent data is from 2020 to 2022. Between 2020 and 2022, other postsecondary college institutions in the region conferred an average of 553 sub-baccalaureate awards. Sub-baccalaureate awards include associate degrees, postsecondary awards, and other academic awards that typically take fewer than four years to complete.

**Exhibit 11: Other regional postsecondary awards, 2020-2022**

CIP Code	Program	Postsecondary Institution	2019-20 Awards	2020-21 Awards	2021-22 Awards	3-Year Average
10.0203	Recording Arts Technology/ Technician	Columbia College Hollywood	-	21	3	8
		Musicians Institute	73	48	31	51
50.0913	Music Technology	CA College of Music	-	3	3	2
		LA College of Music	8	6	2	5
		LA Film School	474	524	411	470
50.1003	Music Management	LA College of Music	5	2	1	3
		Musicians Institute	21	12	10	14
<b>Supply Total/Average</b>			<b>581</b>	<b>616</b>	<b>461</b>	<b>553</b>

Exhibit 12 shows the proportion of community college awards conferred in the greater Los Angeles/Orange County region compared to the number of other postsecondary awards for the programs in this report. The majority of awards conferred in these programs are awarded by other institutions in the greater Los Angeles/Orange County region.

**Exhibit 12: Percentage of community college awards compared to other postsecondary institution awards in the Los Angeles/Orange County region**



## APPENDIX: OCCUPATION DESCRIPTIONS

LA COE prepared this report to provide regional labor market supply and demand data related to these target occupations:

- **Audio and Video Technicians (27-4011)** Set up, maintain, and dismantle audio and video equipment, such as microphones, sound speakers, connecting wires and cables, sound and mixing boards, video cameras, video monitors and servers, and related electronic equipment for live or recorded events, such as concerts, meetings, conventions, presentations, podcasts, news conferences, and sporting events.<sup>8</sup>
- **Sound Engineering Technicians (27-4014)** Assemble and operate equipment to record, synchronize, mix, edit, or reproduce sound, including music, voices, or sound effects, for theater, video, film, television, podcasts, sporting events, and other productions.<sup>9</sup>

---

<sup>8</sup> [Broadcast, Sound, and Video Technicians \(bls.gov\)](#)

<sup>9</sup> [Ibid.](#)

**Contact information:**

Luke Meyer, Director

Los Angeles Center of Excellence

[Lmeyer7@mtsac.edu](mailto:Lmeyer7@mtsac.edu)

*If for any reason this document is not accessible or if you have specific needs for readability, please contact us and we will do our utmost to accommodate you with a modified version.*



POWERED BY



**DATA SOURCES**

- O\*NET Online
- Lightcast (formerly Emsi)
- Bureau of Labor Statistics (BLS)
- California Employment Development Department, Labor Market Information Division, OES
- California Community Colleges Chancellor's Office Management Information Systems (MIS)
- Self-Sufficiency Standard at the Center for Women's Welfare, University of Washington
- Chancellor's Office Curriculum Inventory (COCI 2.0)

Important Disclaimer: All representations included in this report have been produced from primary research and/or secondary review of publicly and/or privately available data and/or research reports. Efforts have been made to qualify and validate the accuracy of the data and the reported findings; however, neither the Centers of Excellence, COE host District, nor California Community Colleges Chancellor's Office are responsible for applications or decisions made by recipient community colleges or their representatives based upon components or recommendations contained in this study.

© 2024 California Community Colleges Chancellor's Office,  
Centers of Excellence for Labor Market Research, Economic and Workforce Development Program