

Labor Market Analysis: 1228.00/Athletic Training and Sports Medicine

Pre-Sports Medicine – Certificate requiring 16 to < 30 semester units

Los Angeles Center of Excellence, November 2023

Summary

| | | | |
|--|--|--|--|
| Program Endorsement: | Endorsed: All Criteria Met <input type="checkbox"/> | Endorsed: Some Criteria Met <input checked="" type="checkbox"/> | Not Endorsed <input type="checkbox"/> |
| Program Endorsement Criteria | | | |
| Supply Gap: | Yes <input checked="" type="checkbox"/> | No <input type="checkbox"/> | |
| Living Wage: (Entry-Level, 25th) | Yes <input type="checkbox"/> | No <input checked="" type="checkbox"/> | |
| Education: | Yes <input checked="" type="checkbox"/> | No <input type="checkbox"/> | |
| Emerging Occupation(s) | | | |
| | Yes <input type="checkbox"/> | No <input checked="" type="checkbox"/> | |

The Los Angeles Center of Excellence for Labor Market Research (LA COE) prepared this report to provide regional labor market supply and demand data related to one middle-skill occupation:

- **Exercise Trainers and Group Fitness Instructors (39-9031):** Instruct or coach groups or individuals in exercise activities for the primary purpose of personal fitness. Demonstrate techniques and form, observe participants, and explain to them corrective measures necessary to improve their skills. Develop and implement individualized approaches to exercise.¹

and one above middle-skill occupation:

- **Athletic Trainers (29-9091):** Evaluate and treat musculoskeletal injuries or illnesses. Provide preventive, therapeutic, emergency, and rehabilitative care.²

Middle-skill occupations typically require some postsecondary education, but less than a bachelor's degree.³ Although *athletic trainers* typically requires a bachelor's degree and is considered an above middle-skill occupation, it is included in this report since this occupation most closely aligns with the proposed program, and it illuminates a pathway for students who want to continue their education past the community college level. This report is intended to help

¹ [Exercise Trainers and Group Fitness Instructors \(bls.gov\)](#)

² [Athletic Trainers \(bls.gov\)](#)

³ The COE classifies middle-skill jobs as the following:

- All occupations that require an educational requirement of some college, associate degree or apprenticeship;
- All occupations that require a bachelor's degree, but also have more than one-third of their existing labor force with an educational attainment of some college or associate degree; or
- All occupations that require a high school diploma or equivalent or no formal education, but also require short- to long-term on-the-job training where multiple community colleges have existing programs.

determine whether there is demand in the local labor market that is not being met by the supply from community college programs that align with the relevant occupations.

Based on the available data, there appears to be a supply gap for these pre-athletic training and sports medicine occupations in the region. While entry-level wages are lower than the self-sufficiency standard wage in both Los Angeles and Orange counties, the occupation with the largest number of job openings (*exercise trainers and group fitness instructors*) has 40% of incumbent workers in the field who have completed some college/associate degree or less education. **Therefore, due to some of the criteria being met, the LA COE endorses this proposed program.** Detailed reasons include:

Demand:

- **Supply Gap Criteria** – Over the next five years, **3,726 jobs** are projected to be available annually in the region due to new job growth and replacements, which is **more** than the three-year average of **269 awards** conferred by educational institutions in the region.
- **Living Wage Criteria** – Within Los Angeles County, the majority (97%) of annual job openings for these pre-athletic training and sports medicine occupations have entry-level wages **below** the self-sufficiency standard hourly wage (\$18.10/hour).⁴
- **Educational Criteria** – Within the greater LA/OC region, **98% of the annual job openings** for occupations related to pre-athletic training and sports medicine **typically require a high school diploma or equivalent.**
 - The national-level educational attainment data indicates that the occupation in this report with the majority of annual openings (*exercise trainers and group fitness instructors*) **has 40% of workers in the field who have completed some college/associate degree or less education.**

Supply:

- There are **16 community colleges** in the greater LA/OC region that issue awards related to pre-athletic training and sports medicine, conferring an average of **122 awards** annually between 2019 and 2022.
- Between 2019 and 2021, there was an average of **147 awards** conferred annually in related training programs by non-community college institutions throughout the greater LA/OC region.

Occupational Demand

Exhibit 1 shows the five-year occupational demand projections for these pre-athletic training and sports medicine occupations. In the greater Los Angeles/Orange County region, the number of jobs related to these occupations is projected to increase by 15% through 2026. There will be more than 3,700 job openings per year through 2027 due to job growth and replacements.

⁴ Self-Sufficiency Standard wage data was pulled from The Self-Sufficiency Standard Tool for California. For more information, visit: <http://selfsufficiencystandard.org/california>.

Exhibit 1: Occupational demand in Los Angeles and Orange Counties⁵

| Geography | 2022 Jobs | 2027 Jobs | 2022-2027 Change | 2022-2027 % Change | Annual Openings |
|------------------|------------------|------------------|-------------------------|---------------------------|------------------------|
| Los Angeles | 12,217 | 13,998 | 1,780 | 15% | 2,656 |
| Orange | 4,847 | 5,584 | 737 | 15% | 1,070 |
| Total | 17,064 | 19,581 | 2,517 | 15% | 3,726 |

Wages

The labor market endorsement in this report considers the entry-level hourly wages for these pre-athletic training and sports medicine occupations in Los Angeles County as they relate to the county’s self-sufficiency standard wage. Orange County wages are included below in order to provide a complete analysis of the greater LA/OC region. Detailed wage information, by county, is included in Appendix A.

Los Angeles County

The majority (97%) of annual openings for the occupations in this report have entry-level wages below the self-sufficiency standard wage for one adult (\$18.10 in Los Angeles County). Typical entry-level hourly wages range between \$16.08 and \$21.73. One occupation in this report has entry-level wages above the county’s self-sufficiency wage: *athletic trainers* (\$21.73). Experienced workers can expect to earn wages between \$33.89 and \$37.29, which are higher than the self-sufficiency standard.

Exhibit 2: Earnings for Occupations in LA County

| Occupation | Entry-Level Hourly Earnings (25th Percentile) | Median Hourly Earnings | Experienced Hourly Earnings (75th Percentile) | Median Annual Earnings* |
|---|---|-------------------------------|---|--------------------------------|
| Athletic Trainers (29-9091) | \$21.73 | \$30.01 | \$33.89 | \$62,400 |
| Exercise Trainers and Group Fitness Instructors (39-9031) | \$16.08 | \$23.99 | \$37.29 | \$49,900 |

*Rounded to the nearest \$100

Orange County

Both occupations in this report have entry-level wages below the self-sufficiency standard wage for one adult (\$20.63 in Orange County). Typical entry-level hourly wages are in a range between \$15.29 and \$20.25. Experienced workers can expect to earn wages between \$32.24 and \$35.53, which are higher than the self-sufficiency standard.

⁵ Five-year change represents new job additions to the workforce. Annual openings include new jobs and replacement jobs that result from retirements and separations.

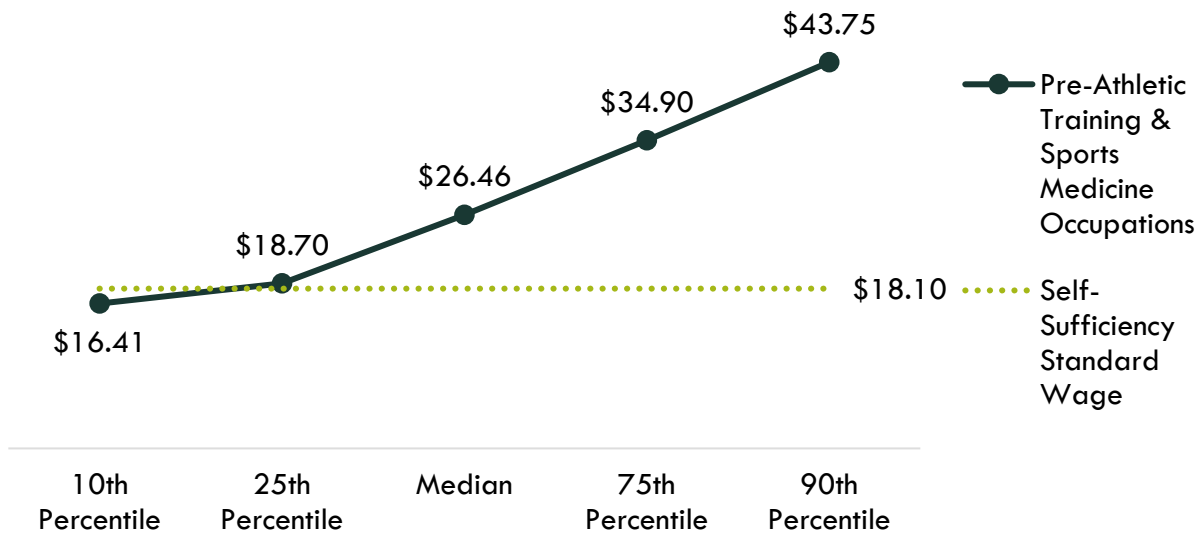
Exhibit 3: Earnings for Occupations in Orange County

| Occupation | Entry-Level Hourly Earnings (25 th Percentile) | Median Hourly Earnings | Experienced Hourly Earnings (75 th Percentile) | Median Annual Earnings* |
|---|---|------------------------|---|-------------------------|
| Athletic Trainers (29-9091) | \$20.25 | \$27.83 | \$32.24 | \$57,900 |
| Exercise Trainers and Group Fitness Instructors (39-9031) | \$15.29 | \$22.93 | \$35.53 | \$47,700 |

*Rounded to the nearest \$100

On average, the entry-level earnings for the occupations in this report are \$18.70; this is above the living wage for one single adult in Los Angeles County (\$18.10). Exhibit 4 shows the average wage for the occupations in this report, from entry-level to experienced workers.

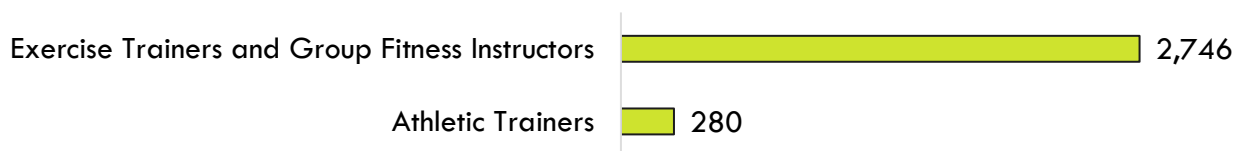
Exhibit 4: Average Hourly Earnings for Pre-Athletic Training & Sports Medicine Occupations in LA/OC



Job Postings

There were 3,026 online job postings related to pre-athletic training and sports medicine listed in the past 12 months. Exhibit 5 displays the number of job postings by occupation. The majority of job postings (91%) were for *exercise trainers and group fitness instructors*, followed by *athletic trainers* (9%). The highest number of job postings were for yoga instructors, personal trainers, group fitness instructors, Pilates instructors, and fitness trainers. The top skills were Pilates fitness training, group exercise instruction, yoga, and kinesiology. The top three employers, by number of job postings, in the region were YMCA, Corepower Yoga, and Crunch.

Exhibit 5: Job postings by occupation (last 12 months)



Educational Attainment

The Bureau of Labor Statistics (BLS) lists the following typical entry-level education levels for the occupations in this report:

- **Bachelor's degree:** *Athletic trainers*
- **High school diploma or equivalent:** *Exercise trainers and group fitness instructors*

In the greater LA/OC region, the majority of annual job openings (98%) typically require a high school diploma or equivalent. The national-level educational attainment data indicates that the occupation in this report with the majority of the annual openings (*exercise trainers and group fitness instructors*) has 40% of workers in the field who have completed some college/associate degree or less education. Of the 41% of pre-athletic training and sports medicine job postings listing a minimum education requirement in the greater Los Angeles/Orange County region, 54% (666) requested high school or vocational training, 6% (71) requested an associate degree, and 37% (457) requested a bachelor's degree.

Educational Supply

Community College Supply

Exhibit 6 shows the annual and three-year average number of awards conferred by community colleges in programs that have historically trained for the occupations of interest. The colleges with the most completions in the region are Orange Coast, Saddleback, and Mt. San Antonio.

Exhibit 6: Regional community college awards (certificates and degrees), 2019-2022

| TOP | Program | College | 2019-20 Awards | 2020-21 Awards | 2021-22 Awards | 3-Year Average |
|---------|-----------------|--------------------|----------------|----------------|----------------|----------------|
| 0835.20 | Fitness Trainer | Cerritos | 3 | 3 | 5 | 4 |
| | | Compton | - | - | 1 | 0 |
| | | East LA | 1 | - | 2 | 1 |
| | | Glendale | 2 | 6 | 4 | 4 |
| | | LA City | - | 2 | 2 | 1 |
| | | LA Harbor | 1 | 2 | 1 | 1 |
| | | Mt San Antonio | - | 1 | 5 | 2 |
| | | Pasadena | 3 | 8 | 11 | 7 |
| | | Rio Hondo | 1 | 1 | - | 1 |
| | | LA Subtotal | 11 | 23 | 31 | 22 |
| | | Cypress | 1 | 1 | 7 | 3 |
| | | Fullerton | 4 | 6 | 1 | 4 |
| | | Irvine | 4 | - | 3 | 2 |
| | | Orange Coast | 32 | 26 | 28 | 29 |
| | | Saddleback | - | 31 | 34 | 22 |
| | | Santa Ana | 2 | 1 | 1 | 1 |

| TOP | Program | College | 2019-20 Awards | 2020-21 Awards | 2021-22 Awards | 3-Year Average |
|--------------------------------|---------------------------------------|--------------------|----------------|----------------|----------------|----------------|
| | | OC Subtotal | 43 | 65 | 74 | 61 |
| Supply Subtotal/Average | | | 54 | 88 | 105 | 82 |
| 0835.60 | Coaching | Rio Hondo | - | 2 | 2 | 1 |
| | | Santa Monica | 9 | 12 | 11 | 11 |
| | | LA Subtotal | 9 | 14 | 13 | 12 |
| | | Cypress | 2 | - | 3 | 2 |
| | | Fullerton | 1 | 2 | 1 | 1 |
| | | Saddleback | - | 2 | 2 | 1 |
| | | OC Subtotal | 3 | 4 | 6 | 4 |
| Supply Subtotal/Average | | | 12 | 18 | 19 | 16 |
| 1228.00 | Athletic Training and Sports Medicine | Cerritos | 2 | 4 | 12 | 6 |
| | | Mt San Antonio | 17 | 25 | 9 | 17 |
| | | LA Subtotal | 19 | 29 | 21 | 23 |
| Supply Subtotal/Average | | | 19 | 29 | 21 | 23 |
| Supply Total/Average | | | 85 | 135 | 145 | 122 |

Non-Community College Supply

For a comprehensive regional supply analysis, it is important to consider the supply from other institutions in the region that provide training programs for these pre-athletic training and sports medicine occupations. Exhibit 7 shows the annual and three-year average number of awards conferred by these institutions in relevant programs. Due to different data collection periods, the most recent three-year period of available data is from 2019 to 2021. Between 2019 and 2021, non-community college institutions in the region conferred an average of 147 bachelor's and sub-baccalaureate awards. Bachelor's awards are included since *athletic trainers* typically require a bachelor's degree. Sub-baccalaureate awards include associate degrees, postsecondary awards, and other academic awards.

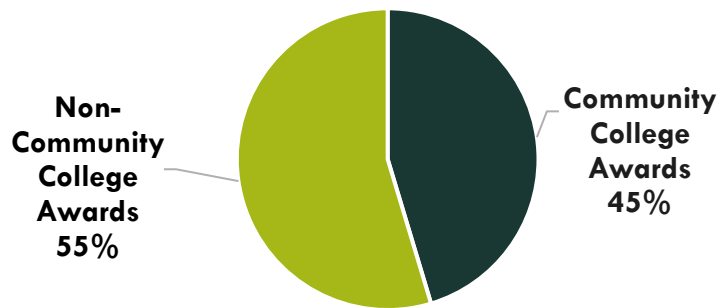
Exhibit 7: Regional non-community college awards, 2019-2021

| CIP | Program | Institution | 2019-20 Awards | 2020-21 Awards | 2-Year Average |
|---------|---|--|----------------|----------------|----------------|
| 31.0504 | Sport and Fitness Administration/Management | Pepperdine University | 25 | 20 | 23 |
| 31.0507 | Physical Fitness Technician | American Fitness and Nutrition Academy | 38 | 30 | 34 |
| | | CA Healing Arts College | - | 5 | 3 |
| | | Southern CA Health Institute | 81 | 30 | 56 |

| CIP | Program | Institution | 2019-20 Awards | 2020-21 Awards | 2-Year Average |
|-----------------------------|---------------------------|-----------------------------|----------------|----------------|----------------|
| 51.0913 | Athletic Training/Trainer | CSU-Fullerton | 6 | - | 3 |
| | | CSU-Long Beach | 15 | 13 | 14 |
| | | CSU-Northridge | 15 | - | 8 |
| | | Concordia University-Irvine | 4 | - | 2 |
| | | University of La Verne | 11 | - | 6 |
| Supply Total/Average | | | 195 | 98 | 147 |

Exhibit 8 shows the proportion of community college awards conferred in LA/OC compared to the number of non-community college awards for the programs in this report. Nearly half of the awards conferred in these programs are awarded by community colleges in the LA/OC region.

Exhibit 8: Community College Awards Compared to Non-Community College Awards in LA/OC Region, 3-Year Average



Appendix A: Occupational demand and wage data by county

Exhibit 9. Los Angeles County

| Occupation (SOC) | 2022 Jobs | 2027 Jobs | 5-Yr Change | 5-Yr % Change | Annual Openings | Entry-Level Hourly Earnings (25 th Percentile) | Median Hourly Earnings | Experienced Hourly Earnings (75 th Percentile) |
|---|---------------|---------------|--------------|---------------|-----------------|---|------------------------|---|
| Athletic Trainers (29-9091) | 694 | 809 | 115 | 17% | 68 | \$21.73 | \$30.01 | \$33.89 |
| Exercise Trainers and Group Fitness Instructors (39-9031) | 11,523 | 13,188 | 1,665 | 14% | 2,589 | \$16.08 | \$23.99 | \$37.29 |
| Total | 12,217 | 13,998 | 1,780 | 15% | 2,656 | - | - | - |

Exhibit 10. Orange County

| Occupation (SOC) | 2022 Jobs | 2027 Jobs | 5-Yr Change | 5-Yr % Change | Annual Openings | Entry-Level Hourly Earnings (25th Percentile) | Median Hourly Earnings | Experienced Hourly Earnings (75th Percentile) |
|---|--------------|--------------|-------------|---------------|-----------------|---|------------------------|---|
| Athletic Trainers (29-9091) | 222 | 261 | 39 | 18% | 22 | \$20.25 | \$27.83 | \$32.24 |
| Exercise Trainers and Group Fitness Instructors (39-9031) | 4,625 | 5,323 | 698 | 15% | 1,048 | \$15.29 | \$22.93 | \$35.53 |
| Total | 4,847 | 5,584 | 737 | 15% | 1,070 | - | - | - |

Exhibit 11. Los Angeles and Orange Counties

| Occupation (SOC) | 2022 Jobs | 2027 Jobs | 5-Yr Change | 5-Yr % Change | Annual Openings | % Age 55 and older* | Typical Entry-Level Education |
|---|---------------|---------------|--------------|---------------|-----------------|---------------------|-------------------------------|
| Athletic Trainers (29-9091) | 916 | 1,070 | 155 | 17% | 90 | 20% | Bachelor's degree |
| Exercise Trainers and Group Fitness Instructors (39-9031) | 16,148 | 18,511 | 2,363 | 15% | 3,636 | 17% | HS diploma or equivalent |
| Total | 17,064 | 19,581 | 2,517 | 15% | 3,726 | - | - |

*The average percentage of workers age 55 and older across all occupations in the greater LA/OC region is 27%. These occupations have a smaller share of older workers, which typically indicates fewer replacements needs to offset the amount of impending retirements.

Appendix B: Sources

- O*NET Online
- Lightcast (formerly Emsi)
- Bureau of Labor Statistics (BLS)
- California Employment Development Department, Labor Market Information Division, OES
- California Community Colleges Chancellor's Office Management Information Systems (MIS)
- Self-Sufficiency Standard at the Center for Women's Welfare, University of Washington
- Chancellor's Office Curriculum Inventory (COCI 2.0)

For more information, please contact:

Luke Meyer, Director
 Los Angeles Center of Excellence
Lmeyer7@mtsac.edu

