

March 2022

# Labor Market Analysis

## Film, Television and Electronic Media



POWERED BY



Prepared by the Central Valley/Mother Lode Center of Excellence

---

# Table of Contents

- Summary ..... 2
  - Key findings ..... 2
- Introduction ..... 3
- Occupational Demand ..... 4
- Wages ..... 4
- Job Postings ..... 4
  - Salaries..... 5
  - Education..... 6
  - Baseline and Specialized Skills..... 6
  - Software Skills..... 6
  - Certifications..... 7
- Education, Work Experience & Training ..... 8
- Supply ..... 8
- Student Outcomes ..... 9
- Conclusion ..... 10
- Recommendation ..... 10
- Appendix A: Methodology & Data Sources ..... 11

**COVID-19 Statement:** This report includes employment projection data by Emsi. Emsi’s projections are modeled on recorded (historical) employment figures and incorporate several underlying assumptions, including the assumption that the economy during the projection period will be at approximately full employment or potential output. To the extent that a recession or labor shock, such as the economic effects of COVID-19, can cause long-term structural change, they may impact the projections. At this time, it is not possible to quantify the impact of COVID-19 on projections of industry and occupational employment. Other measures such as unemployment rates and monthly industry employment estimates will reflect the most recent information on employment and jobs in the state and, in combination with input from local employers, may help validate current and future employment needs as depicted here.

*If for any reason this document is not accessible or if you have specific needs for readability, please contact us and we will do our utmost to accommodate you with a modified version. To make a request, contact Nora Seronello by phone at (209) 575-6894 or by email [seronellon@mjc.edu](mailto:seronellon@mjc.edu).*

# Summary

Please note the COVID-19 statement on page 2 when considering this report's findings.

This study conducted by the Central Valley/Mother Lode Center of Excellence examines labor market demand, wages, skills, and postsecondary supply for film, television and electronic media. Four occupations related to film, television and electronic media were identified for Modesto Junior College:

- 27-2012, Producers and Directors
- 27-4011, Audio and Video Technicians
- 27-4031, Camera Operators, Television, Video, and Film
- 27-4032, Film and Video Editors

## Key findings:

- **Occupational demand** — Nearly 370 workers were employed in jobs related to film, television and electronic media in 2020 in the North Central Valley/Northern Mother Lode (NCV/NML) subregion. The largest occupation is audio and video technicians with 141 workers in 2020, a projected growth rate of 11% over the next five years, and 18 annual openings.
- **Wages** — Producers and directors earn the highest entry-level wage, \$21.18/hour in the subregion.
- **Employers** — Employers with the most job postings in the subregion are University Pacific, Yosemite Community College District, and C&S Wholesale Grocers.
- **Occupational titles** — The most common occupational title in job postings in the subregion is producers. The most common job title is order selection.
- **Skills and certifications** — The top baseline skill is physical abilities, the top specialized skill is video production, and the top software skill is social media platforms. The most in-demand certification is a driver's license.
- **Education** — A postsecondary nondegree award is typically required for audio and video technicians. A bachelor's degree is typically for the remaining three occupations.
- **Supply** — Analysis of postsecondary completions shows that on average 3 awards were conferred in the Central Valley/Mother Lode region each year.

Based on a comparison of occupational demand and supply, there is an undersupply of 41 trained workers in the subregion and 137 workers in the region. The Center of Excellence recommends that Modesto Junior College work with the regional directors, the college's advisory board, and local industry in the development of programs to address the shortage of film, television and electronic media workers in the region.

# Introduction

The Central Valley/Mother Lode Center of Excellence was asked by Modesto Junior College to provide labor market information for film, television and electronic media. The geographical focus for this report is the North Central Valley/Northern Mother Lode (NCV/NML) subregion, but regional demand and supply data has been included for broader applicability and use. The average living wage for a single adult in the NCV/NML subregion is \$12.65/hour.<sup>1</sup> Analysis of the program and occupational data related to film, television and electronic media resulted in the identification of applicable occupations. The Standard Occupational Classification (SOC) System codes and titles used in this report are:

- 27-2012, Producers and Directors
- 27-4011, Audio and Video Technicians
- 27-4031, Camera Operators, Television, Video, and Film
- 27-4032, Film and Video Editors

The occupational titles, job descriptions, sample job titles, and knowledge and skills from the Bureau of Labor Statistics and O\*NET OnLine are shown below.

## **Producers and Directors**

**Job Description:** Produce or direct stage, television, radio, video, or film productions for entertainment, information, or instruction. Responsible for creative decisions, such as interpretation of script, choice of actors or guests, set design, sound, special effects, and choreography.

**Knowledge:** Communications and Media, English Language, Administration and Management, Computers and Electronics, Telecommunications

**Skills:** Speaking, Active Listening, Critical Thinking, Coordination, Monitoring

## **Audio and Video Technicians**

**Job Description:** Set up, maintain, and dismantle audio and video equipment, such as microphones, sound speakers, connecting wires and cables, sound and mixing boards, video cameras, video monitors and servers, and related electronic equipment for live or recorded events, such as concerts, meetings, conventions, presentations, podcasts, news conferences, and sporting events.

**Knowledge:** Computers and Electronics, Communications and Media English Language, Telecommunications, Fine arts

**Skills:** Monitoring, Critical thinking, Operations Monitoring, Reading Comprehension, Complex Problem Solving

## **Camera Operators, Television, Video, and Film**

**Job Description:** Operate television, video, or film camera to record images or scenes for television, video, or film productions.

**Knowledge:** English Language, Computers and Electronics, Communications and Media, Telecommunications

**Skills:** Active Listening, Coordination, Judgment and Decision Making, Reading Comprehension, Speaking

## **Film and Video Editors**

**Job Description:** Edit moving images on film, video, or other media. May work with a producer or director to organize images for final production. May edit or synchronize soundtracks with images.

**Knowledge:** Communications and Media, English Language, Computers and Electronics, Telecommunications, Fine arts

---

<sup>1</sup> The term "living wage" in Center of Excellence reports is calculated by averaging the self-sufficiency wages from the Insight Center's California Family Needs Calculator for each county in the subregion: <https://insightccd.org/tools-metrics/self-sufficiency-standard-tool-for-california/>.

**Skills:** Active Listening, Critical Thinking, Reading Comprehension, Active Learning, Complex Problem Solving

## Occupational Demand

The NCV/NML subregion employed 367 workers in film, television and electronic media occupations in 2020 (Exhibit 1). The largest occupation is audio and video technicians with 141 workers in 2020. This occupation is projected to grow by 11% over the next five years and has the greatest number of projected annual openings, 18.

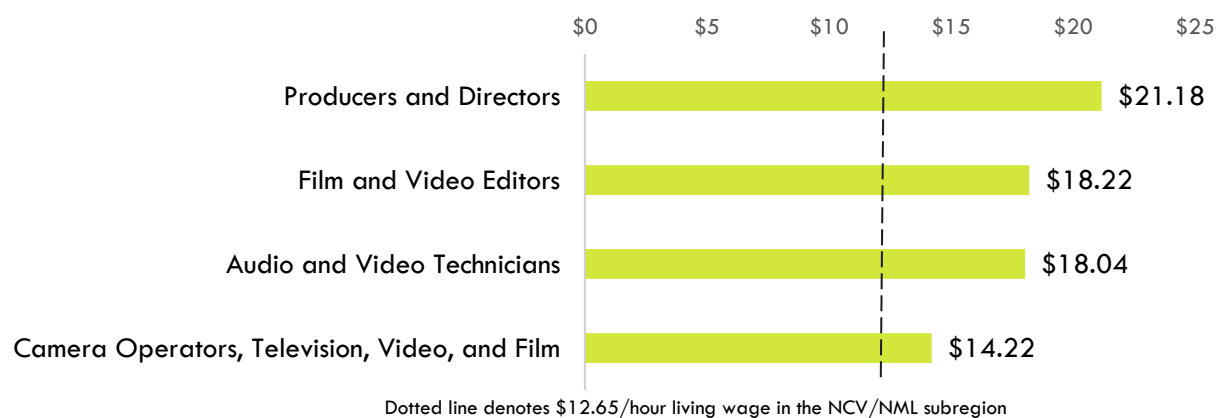
**Exhibit 1. Film, television and electronic media employment and occupational projections in the NCV/NML subregion**

Occupation	2020 Jobs	2025 Jobs	5-Year Change	5-Year % Change	Annual Openings
Audio and Video Technicians	141	157	16	11%	18
Producers and Directors	137	147	10	7%	15
Film and Video Editors	61	60	(1)	(2%)	7
Camera Operators, Television, Video, and Film	29	32	4	13%	4
<b>TOTAL</b>	<b>367</b>	<b>396</b>	<b>29</b>	<b>8%</b>	<b>44</b>

## Wages

Exhibit 2 shows the entry-level hourly wages of the film, television and electronic media occupations. Producers and directors earn the highest entry-level wage, \$21.18/hour in the subregion. Entry-level wages are derived from the 25<sup>th</sup> percentile.

**Exhibit 2. Film, television and electronic media entry-level wages in the NCV/NML subregion**



## Job Postings

There were 28 job postings for the four occupations in the NCV/NML subregion from September 2021 to February 2022.<sup>2</sup> The employers with the most job postings are listed in Exhibit 3.

<sup>2</sup> Other than occupation titles and job titles, the categories below can be counted one or multiple times per job posting, and across several areas in a single posting. For example, a skill can be counted in two different skill types, and an employer can indicate more than one education level.

**Exhibit 3. Top employers of film, television and electronic media by number of job postings**

Employer	Job Postings	% Job Postings
University Pacific	3	19%
Yosemite Community College District	2	13%
C&S Wholesale Grocers	1	6%
Ej Gallo	1	6%
Ej Gallo Winery	1	6%
Gallo Glass Company	1	6%
Jones Lang Lasalle Incorporated	1	6%
Matthew Mirtoni District Office	1	6%
Merieux Nutrisciences	1	6%
Tracy Logistics	1	6%

Exhibit 4 shows how job postings for the targeted occupations in the NCV/NML subregion are distributed across five O\*NET OnLine occupations. The occupational title producers is listed in 11 job postings. Note how this occupational title dominates the job posting results. Common job titles in postings include Order Selection in five job postings, Photo & Video Producer in four job postings, and Amateur Twerk Video in one job postings.

**Exhibit 4. Top occupational titles in job postings for film, television and electronic media**

Occupational Title	Job Postings	% of Job Postings
Producers	11	39%
Audio and Video Equipment Technicians	6	21%
Camera Operators, Television, Video, and Motion Picture	5	18%
Talent Directors	5	18%
Program Directors	1	4%

**Salaries**

Exhibit 5 shows the “Market Salaries” for film, television and electronic media occupations that are calculated by Burning Glass which uses a machine learning model built off of millions of job postings every year, and accounts for adjustments based on locations, industry, skills, experience, education requirements, among other variables.

**Exhibit 5. Salaries for film, television and electronic media occupations**

Market Salary Percentile	Salary Amount
10th Percentile	\$25,664
25th Percentile	\$29,628
50th Percentile	\$34,654
75th Percentile	\$43,084
90th Percentile	\$52,827

## Education

Of the 28 job postings, 18 listed an education level preferred for the positions being filled. Among those, 67% requested high school or vocational training, 44% requested a bachelor's degree, and 17% requested an associate degree (Exhibit 6). A job posting can indicate more than one education level. Hence, the percentages shown in the chart below may total more than 100%.

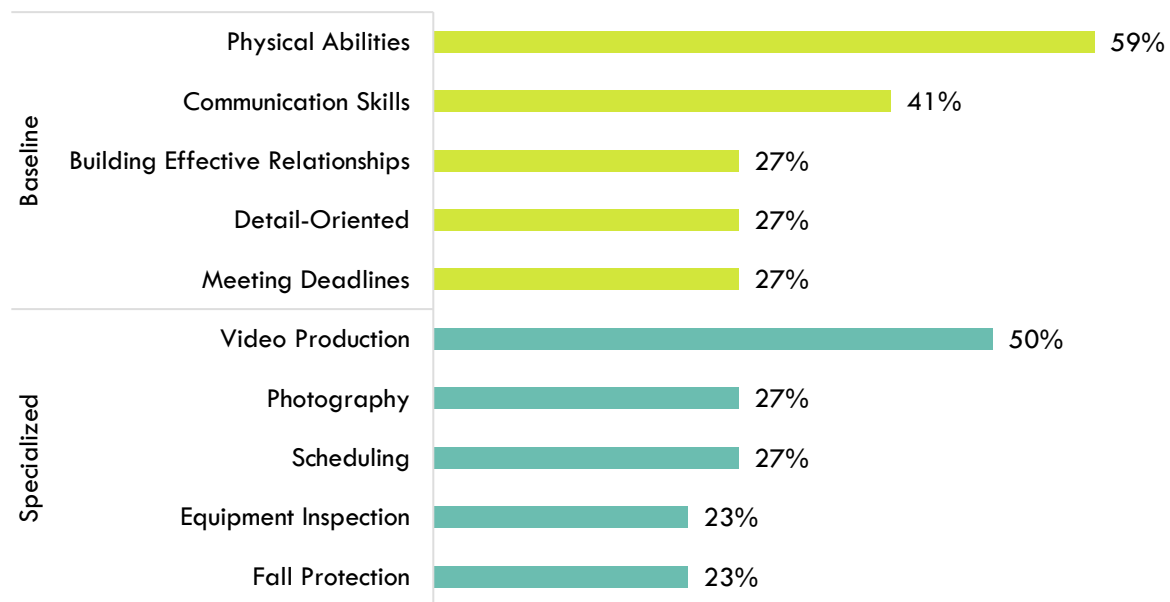
**Exhibit 6. Education levels requested in job postings for film, television and electronic media**

Education Level	Job Postings	% of Job Postings
High school or vocational training	12	67%
Bachelor's degree	8	44%
Associate's degree	3	17%
Doctoral degree	1	6%

## Baseline and Specialized Skills

Exhibit 7 depicts the top baseline and specialized skills for the targeted occupations. The three most important baseline skills are physical abilities, 59% of job postings, communication skills, 41%, and building effective relationships, 27%. The top three specialized skills are video production, 50% of job postings, photography, 27%, and scheduling, 27%.

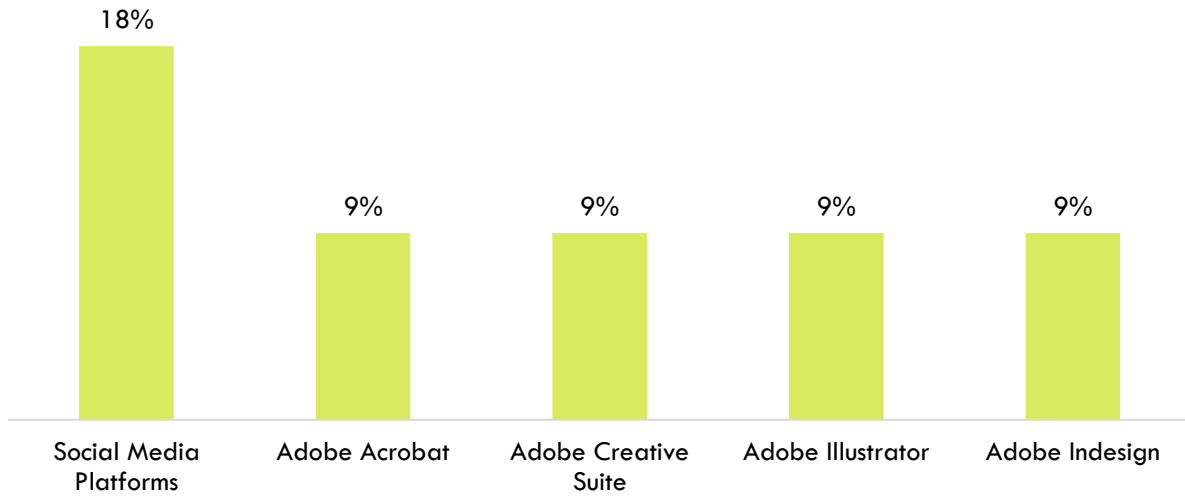
**Exhibit 7. In-demand film, television and electronic media baseline and specialized skills**



## Software Skills

Analysis also included the software skills most in demand by employers. Social Media Platforms and Adobe Acrobat were the top two software skills identified in job postings (Exhibit 8).

**Exhibit 8. In-demand film, television and electronic media software skills**



**Certifications**

Of the 28 job postings, 5 contained certification data. Among those, 80% indicated a need for a driver's license and 20% indicated a need for a property and casualty license (Exhibit 9). (Due to the low number of job postings with certifications listed, the chart below may not be representative of the full sample.)

**Exhibit 9. Top film, television and electronic media certifications requested in job postings**





# Education, Work Experience & Training

A postsecondary nondegree award is typically required for audio and video technicians. A bachelor's degree is typically for the remaining three occupations (Exhibit 10).

**Exhibit 10. Education, work experience, training, and Current Population Survey results for film, television and electronic media occupations<sup>3</sup>**

Occupation	Typical Entry-level Education	Work Experience Required	Typical On-The-Job Training	CPS
Audio and Video Technicians	Postsecondary nondegree award	None	Short-term	36.9%
Producers and Directors	Bachelor's degree	Less than 5 years	None	17.7%
Film and Video Editors	Bachelor's degree	None	None	27.4%
Camera Operators, Television, Video, and Film	Bachelor's degree	None	None	27.4%

## Supply

Analysis of program data from the California Community Colleges Chancellor's Office Data Mart included the TOP code and title: 060420 - Television (including combined TV/Film/Video). Analysis of the last three years of data shows that, on average, 3 awards were conferred in the Central Valley/Mother Lode region each year (Exhibit 11).

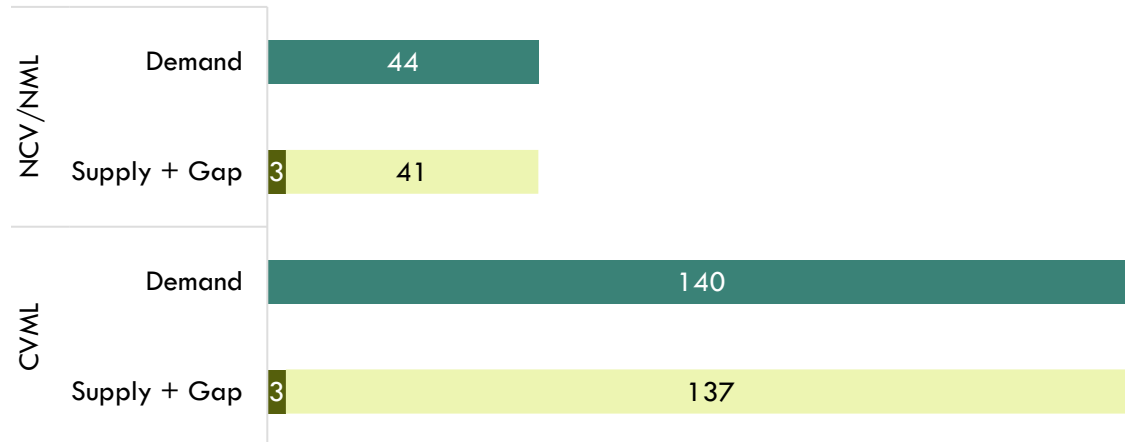
**Exhibit 11. Postsecondary supply for film, television and electronic media occupations in the region**

TOP/CIP Code- Title	College	Certificate 16 < 30 semester units	Certificate 30 < 60 semester units	Certificate 6 < 18 semester units	Subtotal
060420 - Television (including combined TV/Film/Video)	San Joaquin Delta	0	2		3
<b>TOTAL</b>		<b>0</b>	<b>2</b>	<b>0</b>	<b>3</b>

<sup>3</sup> "Labor Force Statistics from the Current Population Survey," Bureau of Labor Statistics, <https://www.bls.gov/cps/>.

There is an undersupply of 41 film, television and electronic media workers in the NCV/NML subregion and 137 workers in the region (Exhibit 12).

**Exhibit 12. Film, television and electronic media workforce demand (annual job openings), postsecondary supply of students (awards), and additional students needed to fill gap in the NCV/NML subregion and region**



## Student Outcomes

Exhibit 13 summarizes employment and wage outcomes from the California Community College Chancellor’s Cal-PASS Plus LaunchBoard for the TOP code related to film, television and electronic media. Of note, 1% had a median change in earnings; and 74% of students attained a living wage.

**Exhibit 13. Subregional metrics for the TOP code related to film, television and electronic media**

Metric	Television (including combined TV/Film/Video) 060420
Students Who Got a Degree or Certificate or Attained Apprenticeship Journey Status	*
Number of Students Who Transferred	*
Job Closely Related to Field of Study	*
Median Change in Earnings	1%
Attained a Living Wage	74%
* denotes data not available.	

# Conclusion

The entry-level wages of the four occupations exceed the NCV/NML subregion's average living wage. There were 28 job postings in the past six months for occupations related to film, television and electronic media in the subregion. Analysis of skills and certification requirements in job postings indicates:

- The top baseline skill is physical abilities, and the top specialized skill is video production.
- The top software skill is social media platforms.
- The top certification is a driver's license.

There is an undersupply of trained workers, a shortage of 41 in the NCV/NML subregion and 137 in the region.

# Recommendation

Based on these findings, it is recommended that Modesto Junior College work with the regional directors, the college's advisory board, and local industry in the development of programs to address the shortage of film, television and electronic media workers in the region.

# Appendix A: Methodology & Data Sources

## Data Sources

Labor market and educational supply data compiled in this report derive from a variety of sources. Data were drawn from external sources, including the Economic Modeling Specialists, Inc., the California Community Colleges Chancellor’s Office Management Information Systems Data Mart and the National Center for Educational Statistics (NCES) Integrated Postsecondary Education Data System (IPEDS). Below is the summary of the data sources found in this study.

Data Type	Source
Labor Market Information/Population Estimates and Projections/Educational Attainment	Economic Modeling Specialists, Intl. (EMSI). EMSI occupational employment data are based on final EMSI industry data and final EMSI staffing patterns. Wage estimates are based on Occupational Employment Statistics (QCEW and Non-QCEW Employees classes of worker) and the American Community Survey (Self-Employed and Extended Proprietors). Occupational wage estimates also affected by county-level EMSI earnings by industry: <a href="http://economicmodeling.com">economicmodeling.com</a> .
Typical Education Level and On-the-job Training	Bureau of Labor Statistics (BLS) uses a system to assign categories for entry-level education and typical on-the-job training to each occupation for which BLS publishes projections data: <a href="https://www.bls.gov/emp/tables/educational-attainment.htm">https://www.bls.gov/emp/tables/educational-attainment.htm</a> .
Labor Force, Employment and Unemployment Estimates	California Employment Development Department, Labor Market Information Division: <a href="http://labormarketinfo.edd.ca.gov">labormarketinfo.edd.ca.gov</a> .
Job Posting and Skills Data	Burning Glass: <a href="http://burning-glass.com/">burning-glass.com/</a> .
Additional Education Requirements/Employer Preferences	The O*NET Job Zone database includes over 900 occupations as well as information on skills, abilities, knowledge, work activities and interests associated with specific occupations: <a href="http://onetonline.org">onetonline.org</a> .

## Key Terms and Concepts

**Annual Job Openings:** Annual openings are calculated by dividing the number of years in the projection period by total job openings.

**Education Attainment Level:** The highest education attainment level of workers age 25 years or older.

**Employment Estimate:** The total number of workers currently employed.

**Employment Projections:** Projections of employment are calculated by a proprietary Economic Modeling Specialists, Intl. (EMSI) formula that includes historical employment and economic indicators along with national, state and local trends.

**Living Wage:** The cost of living in a specific community or region for one adult and no children. The cost increases with the addition of children.

**Occupation:** An occupation is a grouping of job titles that have a similar set of activities or tasks that employees perform.

**Percent Change:** Rate of growth or decline in the occupation for the projected period; this does not factor in replacement openings.

**Replacements:** Estimate of job openings resulting from workers retiring or otherwise permanently leaving an occupation. Workers entering an occupation often need training. These replacement needs, added to job openings due to growth, may be used to assess the minimum number of workers who will need to be trained for an occupation.

**Total Job Openings (New + Replacements):** Sum of projected growth (new jobs) and replacement needs. When an occupation is expected to lose jobs, or retain the current employment level, number of openings will equal replacements.

**Typical Education Requirement:** represents the typical education level most workers need to enter an occupation.

**Typical On-The-Job Training:** indicates the typical on-the-job training needed to attain competency in the skills needed in the occupation.