



Agriculture, Water and Environmental Technologies

North (Greater Sacramento) Subregional Sector Profile



2023



FIVE-YEAR OUTLOOK

9%
sector job growth
over next five years

5,200+
annual job openings
over next five years

3%
of Greater
Sacramento's jobs

This project is supported by Strong Workforce Program (SWP) funding.



Introduction

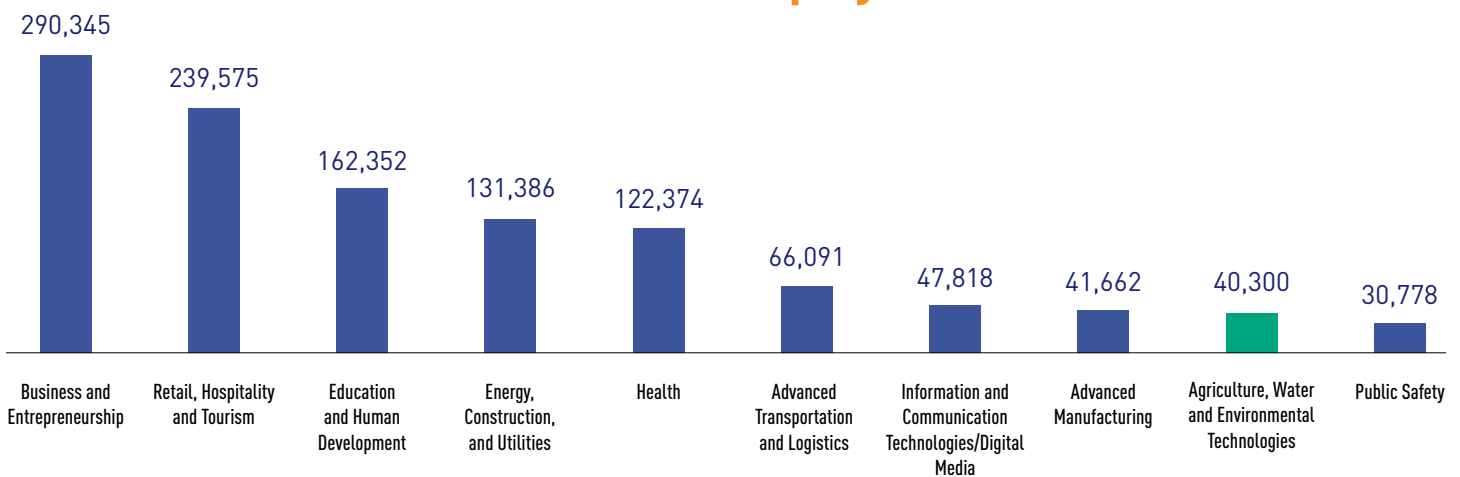
This sector profile highlights in-demand, middle-skill jobs that pay above a living wage. Middle-skill jobs, those which require education or training beyond a high school diploma but less than a bachelor's degree, are a critical component of the overall workforce and support the economic vitality of the region and the state.

This sector profile summarizes key data about current and projected workforce demand, hourly wages, job postings, and community college programs to support the goals of California's Strong Workforce Program (SWP).

SWP is an initiative designed to expand career education (CE) programs offered by the California Community Colleges to supply a skilled workforce to California's employers. The North Far North Regional Consortium (NFNRC) is charged with coordinating the planning and implementation of CE programs among community colleges within the 22-county North/Far North region, which includes the North (Greater Sacramento) and Far North subregions.

The North subregion encompasses seven counties (El Dorado, Nevada, Placer, Sacramento, Sutter, Yolo, and Yuba) and eight community colleges (American River, Cosumnes River, Folsom Lake, Lake Tahoe, Sacramento City, Sierra, Woodland, and Yuba).

North (Greater Sacramento) 2021 Sector Employment



SECTOR Highlights



40,300
Jobs in 2021

43,944
Projected Jobs in 2026

9%
Projected Job Growth,
2021-2026

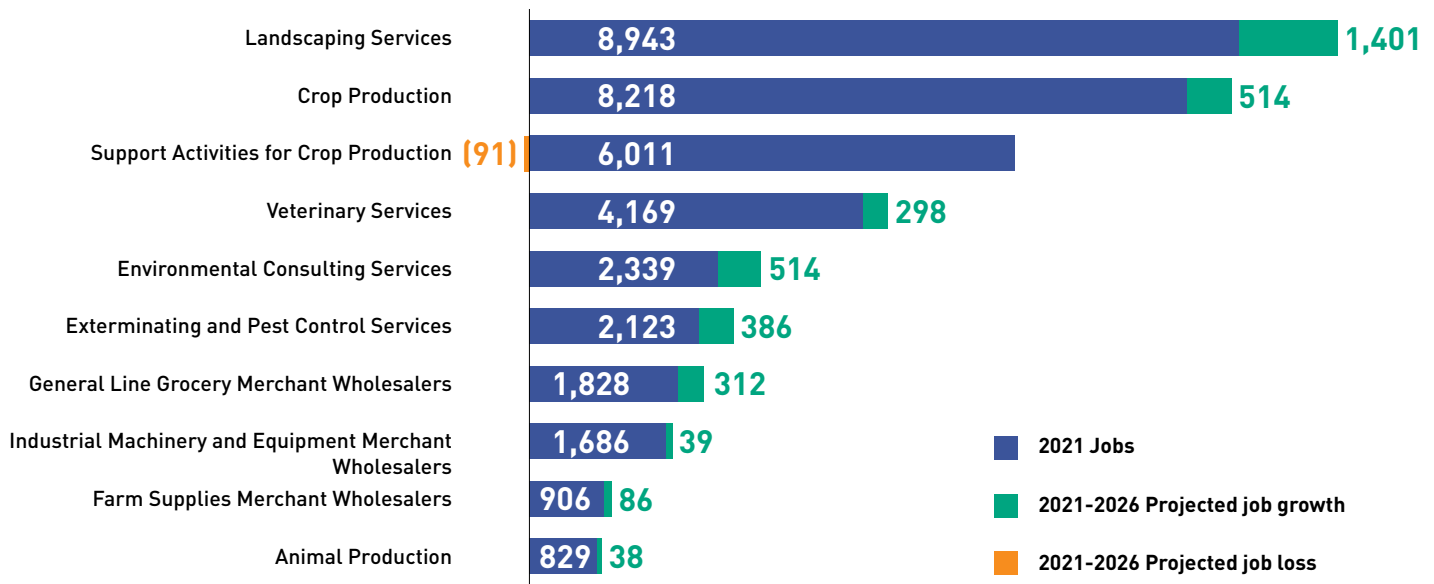
3,644
New Jobs by 2026

3,017
Businesses

3.4%
of Greater Sacramento
Employment, 2021

Note: The Agriculture, Water and Environmental Technologies sector includes 42 distinct 6-digit NAICS codes. Contact the NFN COE for a complete listing of NAICS codes by sector.

Employment by Industry Subsector

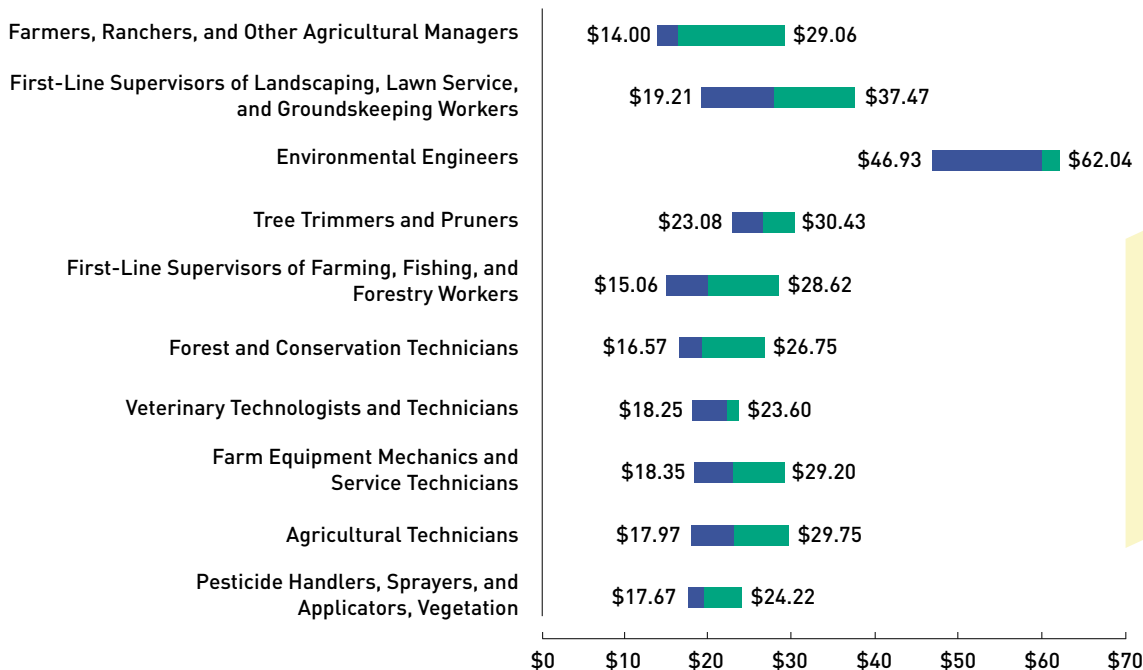


Priority Middle-Skill Occupations

Occupation	2021 Jobs	2021-2026 Projected % Change	2021-2026 Average Annual Openings	Typical Entry-Level Education
Farmers, Ranchers, and Other Agricultural Managers	2,669	7%	304	High school diploma or equivalent
First-Line Supervisors of Landscaping, Lawn Service, and Groundskeeping Workers	1,005	14%	138	High school diploma or equivalent
Environmental Engineers	1,297	2%	100	Bachelor's degree
Tree Trimmers and Pruners	582	14%	96	High school diploma or equivalent
First-Line Supervisors of Farming, Fishing, and Forestry Workers	593	5%	92	High school diploma or equivalent
Forest and Conservation Technicians	712	1%	89	Associate degree
Veterinary Technologists and Technicians	756	11%	72	Associate degree
Farm Equipment Mechanics and Service Technicians	267	2%	28	High school diploma or equivalent
Agricultural Technicians	199	4%	27	Associate degree
Pesticide Handlers, Sprayers, and Applicators, Vegetation	126	17%	22	High school diploma or equivalent

Note: Jobs for the above occupations may not solely exist in this sector and may be found in other sectors that require related services. Projected change includes new job growth and replacements.

Middle-Skill Hourly Wage Ranges



These occupations pay a starting wage at or above the subregion's living wage.

Note: The hourly wage ranges include the 25th percentile (entry-level), median, and 75th percentile (experienced) hourly earnings for workers employed in these occupations across the North (Greater Sacramento) subregion where the living wage in 2021 was \$14.53.

Priority Middle-Skill Job Postings



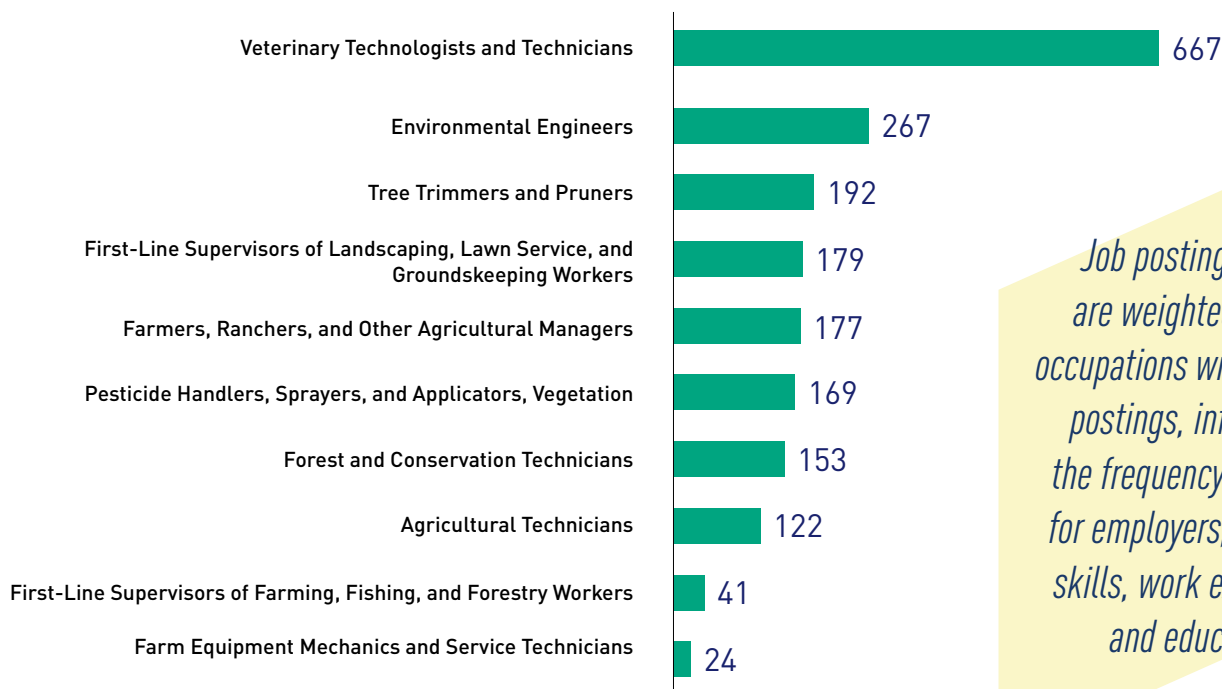
Posting intensity is the ratio of duplicated to unique job postings. A higher-than-average posting intensity can mean employers are putting more effort into hiring.

1,991
Online Job Postings

4:1
Posting Intensity
(Regional Average 4:1)

Note: Job postings count the number of online job postings advertised in the 7-county North (Greater Sacramento) subregion between January 1, 2022 - March 31, 2023. Postings are limited to in-state employers and exclude staffing companies. Job postings represent the top 10 priority middle-skill occupations.

Job Postings by Occupation



Job posting results are weighted toward occupations with the most postings, influencing the frequency of results for employers, job titles, skills, work experience, and education.



Top Employers & Job Titles

Employers with the Most Postings

- University of California
- VCA Animal Hospitals
- Brightview Landscaping
- Banfield Pet Hospital
- United States Forest Service

Job Titles with the Most Postings

- Veterinary Technicians
- Tree Climbers
- Agricultural Technicians
- Forestry Technicians
- Environmental Engineers

Most In-Demand Skills

Specialized Skills

- Irrigation
- Anesthesia
- Pruning
- Biology
- Forestry

Soft Skills

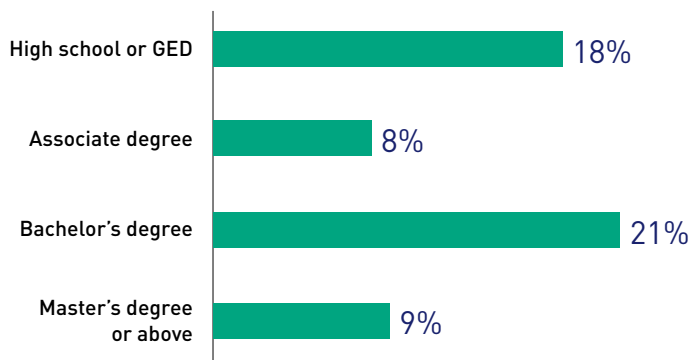
- Communications
- Management
- Operations
- Customer Service
- Detail Oriented

Software and Technical Skills

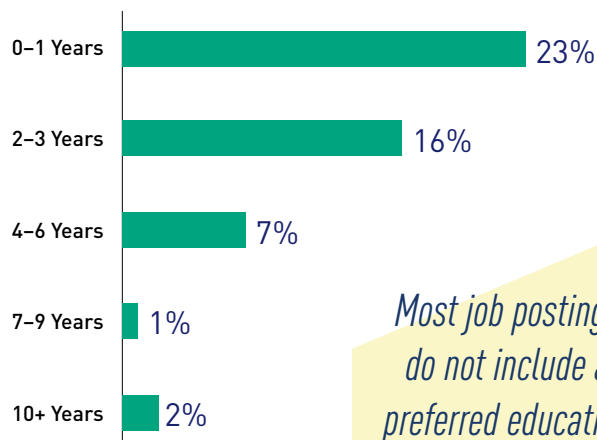
- Microsoft Office (Access, Excel, Outlook, PowerPoint, Word)
- Geographic Information Systems
- AutoCAD
- ArcGIS (GIS Software)
- Google Workspace

Education & Experience in Postings

Employer-Preferred Education



Employer-Preferred Work Experience



Most job postings do not include a preferred education or experience level.

Community College Programs



American River College	Cosumnes River College	Folsom Lake College	Lake Tahoe College	Sacramento City College	Sierra College	Woodland Community College	Yuba College
Environmental Conservation	Agriculture Business	Water/Wastewater Management	Environmental Science	Environmental Technology: Field Ecology	Environmental Technology: Watershed Ecology	Agriculture Business	Agriculture
Horticulture	Animal Science: Equine Science		General Conservation		Sustainable Agriculture	Agriculture Plant Science	Agriculture Technician/Technology
Landscape Design Technology	General Agriculture		Veterinary Assistant and Animal Care		Veterinary Technology	Agriculture Research Technician	Veterinary Assistant and Animal Care
	Horticulture	Agriculture Science		Veterinary Technology			
	Horticulture: Sustainable Landscape	Animal Science					
	Mechanized Agriculture Technician	Drinking Water and Wastewater Technology					
		Environmental Horticulture					
	Plant Protection						
	Sustainable Agriculture						





Prepared by

Ebony J. Benzing, Research Manager
North/Far North Center of Excellence for Labor
Market Research

Supported by:
Juan Madrigal, Labor Market Research Consultant

Editing by:
Lauren McSherry, L.M. McSherry Consulting

Graphic Design by:
Jim Schneider, Right Angle Design

Sources

- Lightcast 2022.4 - QCEW Employees, Non-QCEW Employees, and Self-Employed
- Centers of Excellence for Labor Market Research Occupation Crosswalk
- California Community Colleges Chancellor's Office LaunchBoard
- California Community Colleges Chancellor's Office DataMart
- Integrated Postsecondary Education Data System (IPEDS)
- California Community Colleges Curriculum Inventory (COCI)

Disclaimers:

All representations included in this report have been produced from primary research and/or secondary review of publicly and/or privately available data and/or research reports. Efforts have been made to qualify and validate the accuracy of the data and the reported findings; however, neither the Centers of Excellence, COE host District, nor California Community Colleges Chancellor's Office are responsible for applications or decisions made by recipient community colleges or their representatives based upon components or recommendations contained in this study.

© 2023 California Community Colleges Chancellor's Office, Centers of Excellence for Labor Market Research, Economic and Workforce Development Program

