



Health

North (Greater Sacramento) Subregional Sector Profile



2023



FIVE-YEAR OUTLOOK

10%
sector job growth
over next five years

20,500+
annual job openings
over next five years

10%
of Greater
Sacramento's jobs

This project is supported by Strong Workforce Program (SWP) funding.



Introduction

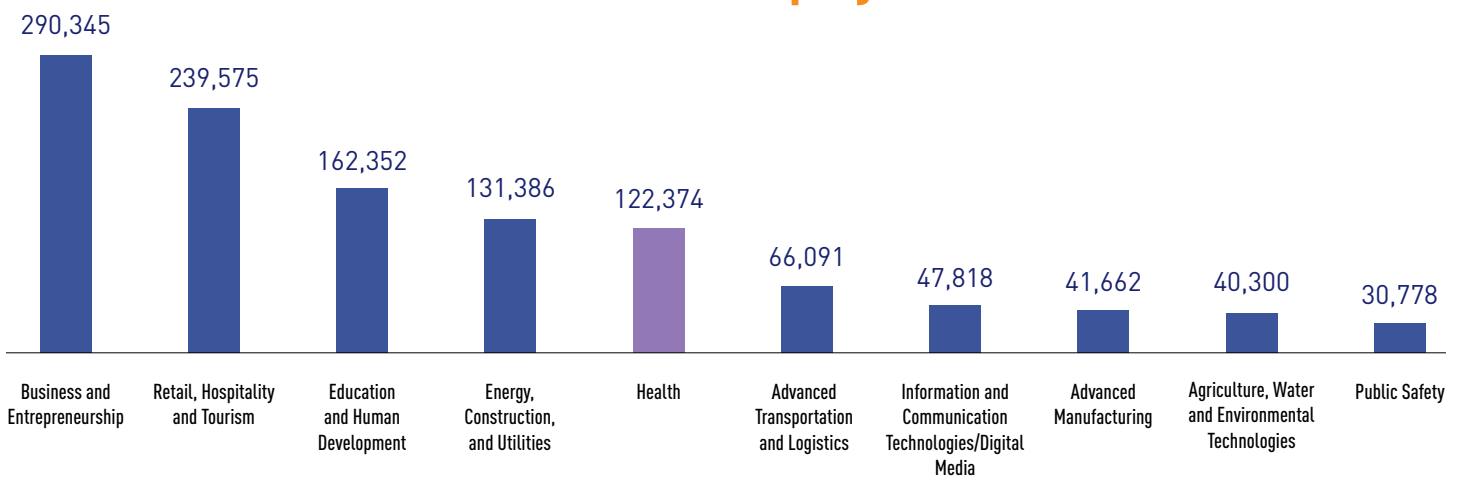
This sector profile highlights in-demand, middle-skill jobs that pay above a living wage. Middle-skill jobs, those which require education or training beyond a high school diploma but less than a bachelor's degree, are a critical component of the overall workforce and support the economic vitality of the region and the state.

This sector profile summarizes key data about current and projected workforce demand, hourly wages, job postings, and community college programs to support the goals of California's Strong Workforce Program (SWP).

SWP is an initiative designed to expand career education (CE) programs offered by the California Community Colleges to supply a skilled workforce to California's employers. The North Far North Regional Consortium (NFNRC) is charged with coordinating the planning and implementation of CE programs among community colleges within the 22-county North/Far North region, which includes the North (Greater Sacramento) and Far North subregions.

The North subregion encompasses seven counties (El Dorado, Nevada, Placer, Sacramento, Sutter, Yolo, and Yuba) and eight community colleges (American River, Cosumnes River, Folsom Lake, Lake Tahoe, Sacramento City, Sierra, Woodland, and Yuba).

North (Greater Sacramento) 2021 Sector Employment



SECTOR Highlights



122,374
Jobs in 2021

134,471
Projected Jobs in 2026

10%
Projected Job Growth,
2021-2026

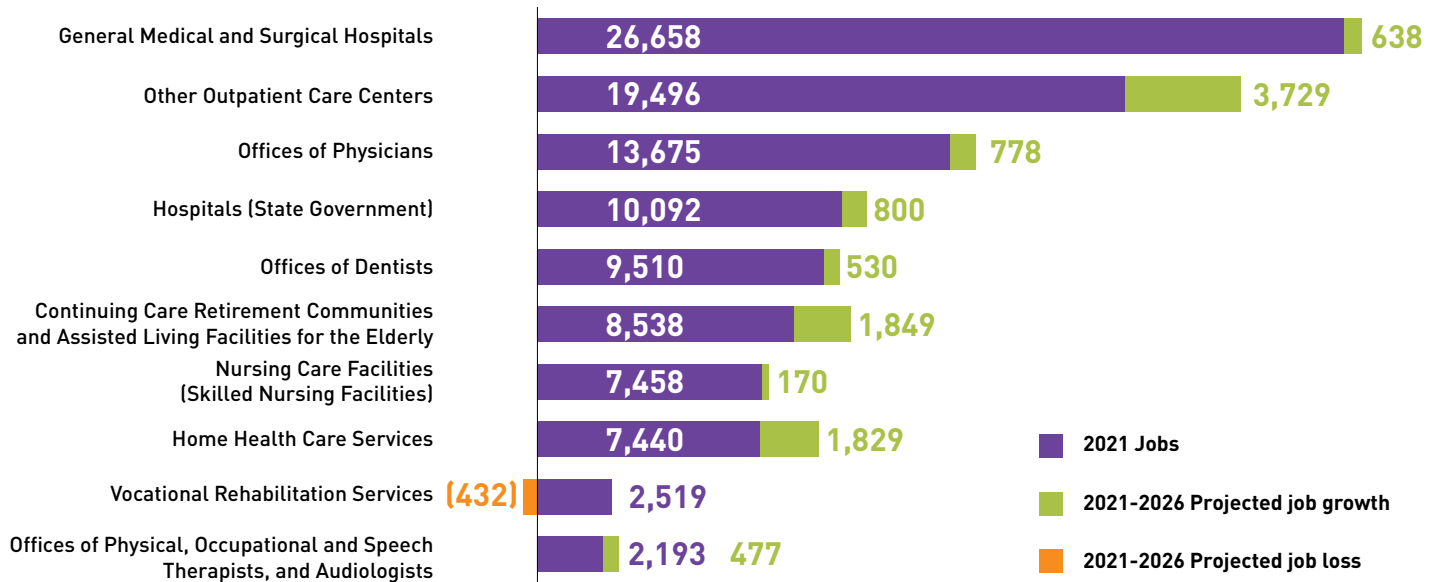
12,097
New Jobs by 2026

5,349
Businesses

10.4%
of Greater Sacramento
Employment, 2021

Note: The Health sector includes 31 distinct 6-digit NAICS codes. Contact the NFN COE for a complete listing of NAICS codes by sector.

Employment by Industry Subsector

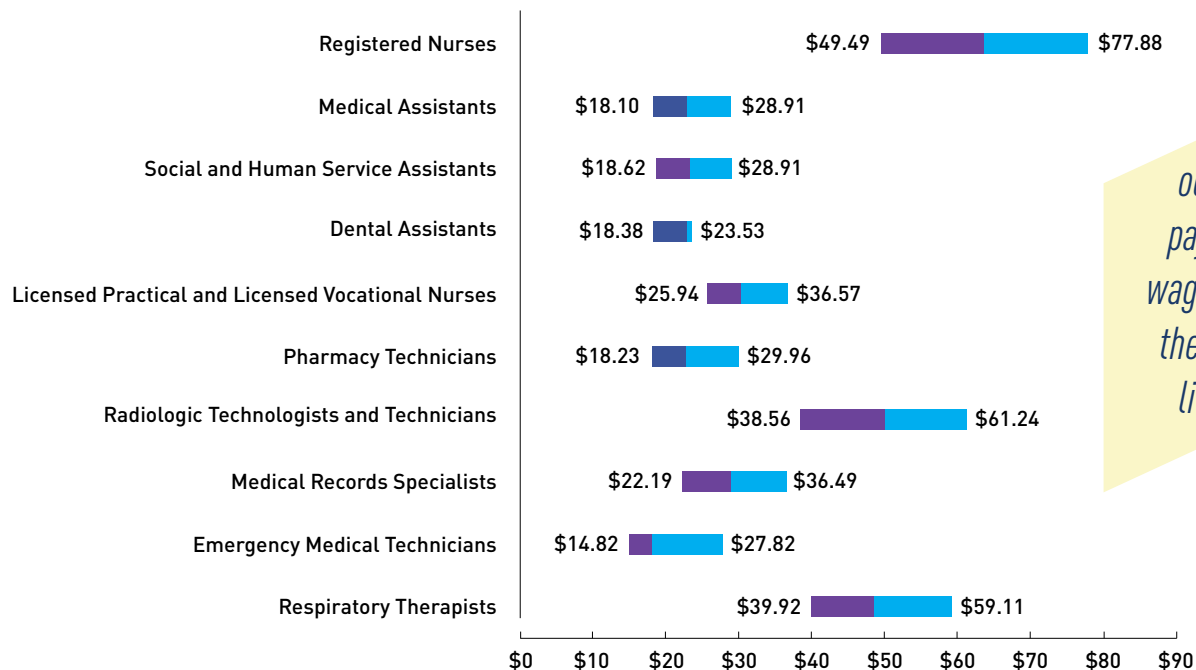


Priority Middle-Skill Occupations

Occupation	2021 Jobs	2021-2026 Projected % Change	2021-2026 Average Annual Openings	Typical Entry-Level Education
Registered Nurses	24,011	7%	1,642	Bachelor's degree
Medical Assistants	7,011	12%	1,022	Postsecondary nondegree award
Social and Human Service Assistants	4,262	12%	619	High school diploma or equivalent
Dental Assistants	3,697	6%	492	Postsecondary nondegree award
Licensed Practical and Licensed Vocational Nurses	4,367	10%	429	Postsecondary nondegree award
Pharmacy Technicians	2,920	4%	234	High school diploma or equivalent
Radiologic Technologists and Technicians	1,305	8%	117	Associate degree
Medical Records Specialists	1,329	6%	111	Postsecondary nondegree award
Emergency Medical Technicians	1,154	10%	101	Postsecondary nondegree award
Respiratory Therapists	1,318	10%	93	Associate degree

Note: Jobs for the above occupations may not solely exist in this sector and may be found in other sectors that require related services. Projected change includes new job growth and replacements.

Middle-Skill Hourly Wage Ranges



These occupations pay a starting wage at or above the subregion's living wage.

Note: The hourly wage ranges include the 25th percentile (entry-level), median, and 75th percentile (experienced) hourly earnings for workers employed in these occupations across the North (Greater Sacramento) subregion where the living wage in 2021 was \$14.53.

Priority Middle-Skill Job Postings



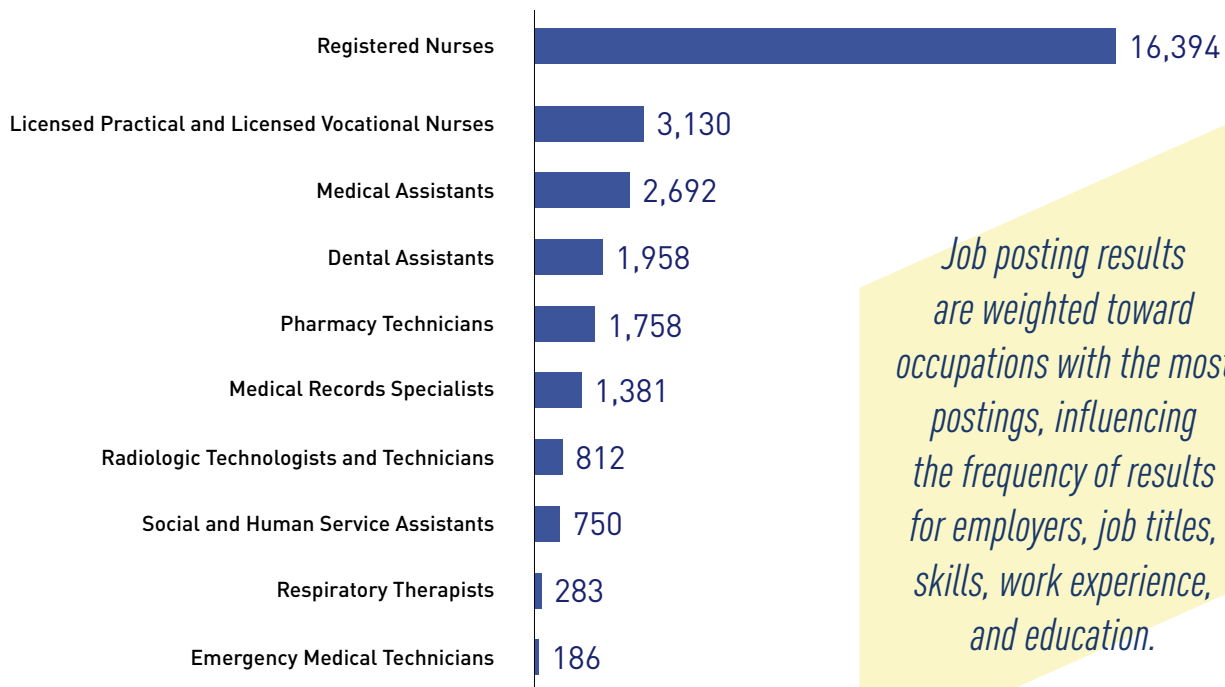
Posting intensity is the ratio of duplicated to unique job postings. A higher-than-average posting intensity can mean employers are putting more effort into hiring.

29,344
Online Job Postings

4:1
Posting Intensity
(Regional Average 4:1)

Note: Job postings count the number of online job postings advertised in the 7-county North (Greater Sacramento) subregion between January 1, 2022 - March 31, 2023. Postings are limited to in-state employers and exclude staffing companies. Job postings represent the top 10 priority middle-skill occupations.

Job Postings by Occupation



Job posting results are weighted toward occupations with the most postings, influencing the frequency of results for employers, job titles, skills, work experience, and education.



Top Employers & Job Titles

Employers with the Most Postings

Sutter Health
 CommonSpirit Health
 UC Davis Health
 Kaiser Permanente
 ProMedica

Job Titles with the Most Postings

Registered Nurses, includes advanced practice and critical care RNs
 Licensed Vocational Nurses
 Medical Assistants
 Pharmacy Technicians
 Dental Assistants

Most In-Demand Skills

Specialized Skills

- Nursing
- Medical Records
- Acute Care
- Medication Administration
- Medical Terminology

Soft Skills

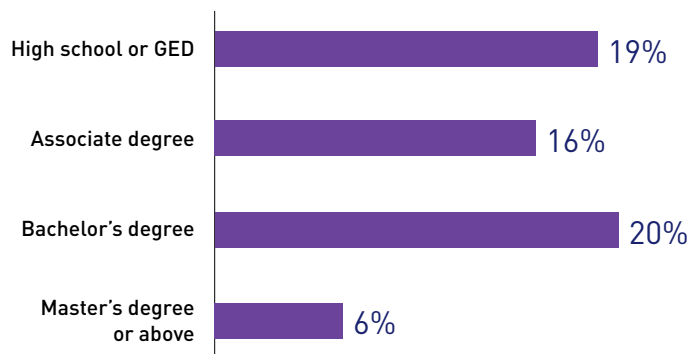
- Communications
- Customer Service
- Management
- Leadership
- Planning

Software and Technical Skills

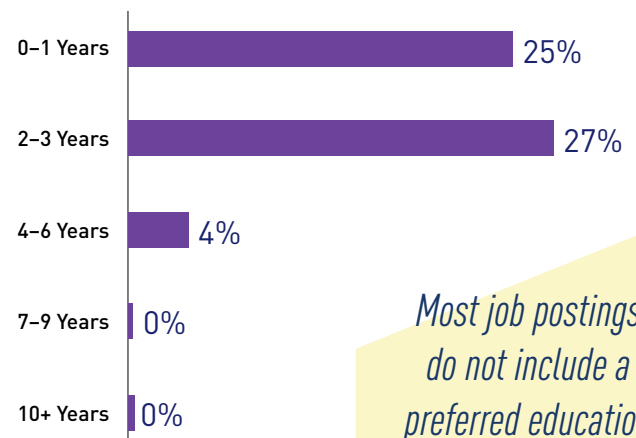
- Microsoft Office (Access, Excel, Outlook, PowerPoint, Word)
- Epic EMR
- Dentrix
- eClinicalWorks (ECW)
- Patient Management Software

Education & Experience in Postings

Employer-Preferred Education



Employer-Preferred Work Experience



Most job postings do not include a preferred education or experience level.

Community College Programs



American River College	Cosumnes River College	Folsom Lake College	Lake Tahoe College	Sacramento City College	Sierra College	Woodland Community College	Yuba College
Chemical Dependency Studies	Administrative Medical Assisting	Computer Tomography	Administrative Medical Assisting	Community Health Care Worker	Emergency Medical Sciences	Human Services	Chemical Dependency Counselor
Dietary Manager/Dietary Services Supervisor	Emergency Medical Technician (EMT)	Emergency Medical Studies	Addiction Studies	Dental Assisting	Health Occupations, General	Chemical Dependency Counselor	Licensed Vocational Nursing (LVN)
Gerontology	Chemical Dependency Studies	Human Services	Dental Assisting and Radiology	Dental Hygiene	Medical Assisting	Medical Office Specialist	Psychiatric Technician
Healthcare Interpreting	Diagnostic Medical Sonography	Magnetic Resonance Imaging (MRI)		Gerontology	Nutrition and Dietetics	Nutrition and Dietetics	Radiologic Technology
Nutrition and Dietetics	Health Information Coding Specialist	Medical Laboratory Technician		Healthcare Business	Paramedicine		Registered Nursing (RN)
Paramedic	Health Information Technology	Nutrition Education		Nursing: Licensed Vocational Nursing (LVN) and Registered Nursing (RN)	Registered Nursing (RN)		
Registered Nursing (RN)	Medical Assisting	Public Health Science		Occupational Therapy Assistant			
Respiratory Care	Nutrition and Dietetics/Foods	Social Work		Optical Technology: Contact Lens Technician and Optical Technician			
Speech Language Pathology and Audiology	Pharmacy Technician/Technology	Vascular-Interventional Radiography		Physical Therapist Assistant			





Prepared by

Ebony J. Benzing, Research Manager
North/Far North Center of Excellence for Labor
Market Research

Supported by:
Juan Madrigal, Labor Market Research Consultant

Editing by:
Lauren McSherry, L.M. McSherry Consulting

Graphic Design by:
Jim Schneider, Right Angle Design

Sources

- Lightcast 2022.4 - QCEW Employees, Non-QCEW Employees, and Self-Employed
- Centers of Excellence for Labor Market Research Occupation Crosswalk
- California Community Colleges Chancellor's Office LaunchBoard
- California Community Colleges Chancellor's Office DataMart
- Integrated Postsecondary Education Data System (IPEDS)
- California Community Colleges Curriculum Inventory (COCI)

Disclaimers:

All representations included in this report have been produced from primary research and/or secondary review of publicly and/or privately available data and/or research reports. Efforts have been made to qualify and validate the accuracy of the data and the reported findings; however, neither the Centers of Excellence, COE host District, nor California Community Colleges Chancellor's Office are responsible for applications or decisions made by recipient community colleges or their representatives based upon components or recommendations contained in this study.

© 2023 California Community Colleges Chancellor's Office, Centers of Excellence for Labor Market Research, Economic and Workforce Development Program

