

## Labor Market Analysis: 0949.00 – Automotive Collision Repair

### Automotive Collision Repair (Certificate)

Los Angeles Center of Excellence, September 2022

#### Summary

<b>Program Endorsement:</b>	<b>Endorsed: All Criteria Met</b> <input type="checkbox"/>	<b>Endorsed: Some Criteria Met</b> <input checked="" type="checkbox"/>	<b>Not Endorsed</b> <input type="checkbox"/>
<b>Program Endorsement Criteria</b>			
<b>Supply Gap:</b>	Yes <input checked="" type="checkbox"/>	No <input type="checkbox"/>	
<b>Living Wage: (Entry-Level, 25<sup>th</sup>)</b>	Yes <input type="checkbox"/>	No <input checked="" type="checkbox"/>	
<b>Education:</b>	Yes <input checked="" type="checkbox"/>	No <input type="checkbox"/>	
<b>Emerging Occupation(s)</b>			
	Yes <input type="checkbox"/>	No <input checked="" type="checkbox"/>	

The Los Angeles Center of Excellence for Labor Market Research (LA COE) prepared this report to provide regional labor market supply and demand data related to five middle-skill occupations:

- **Insurance appraisers, auto damage (13-1032):** Appraise automobile or other vehicle damage to determine repair costs for insurance claim settlement. Prepare insurance forms to indicate repair cost or cost estimates and recommendations. May seek agreement with automotive repair shop on repair costs.<sup>1</sup>
- **First-line supervisors of mechanics, installers, and repairers (49-1011):** Directly supervise and coordinate the activities of mechanics, installers, and repairers. May also advise customers on recommended services. Excludes team or work leaders.<sup>2</sup>
- **Automotive body and related repairers (49-3021):** Repair and refinish automotive vehicle bodies and straighten vehicle frames.<sup>3</sup>
- **Automotive service technicians and mechanics (49-3023):** Diagnose, adjust, repair, or overhaul automotive vehicles.<sup>4</sup>
- **Coating, painting, and spraying machine setters, operators, and tenders (51-9124):** Set up, operate, or tend spraying or rolling machines to coat or paint any of a wide variety of products, including glassware, cloth, ceramics, metal, plastic, paper, or wood, with lacquer, silver, copper, rubber, varnish, glaze, enamel, oil, or rust-proofing materials. Includes painters of transportation vehicles such as painters in auto body repair facilities.<sup>5</sup>

<sup>1</sup> [Insurance Appraisers, Auto Damage \(bls.gov\)](#)

<sup>2</sup> [First-Line Supervisors of Mechanics, Installers, and Repairers \(bls.gov\)](#)

<sup>3</sup> [Automotive Body and Related Repairers \(bls.gov\)](#)

<sup>4</sup> [Automotive Service Technicians and Mechanics \(bls.gov\)](#)

<sup>5</sup> [Coating, Painting, and Spraying Machine Setters, Operators, and Tenders \(bls.gov\)](#)

Middle-skill occupations typically require some postsecondary education, but less than a bachelor's degree.<sup>6</sup> This report is intended to help determine whether there is demand in the local labor market that is not being met by the supply from community college programs that align with the relevant occupations.

Based on the available data, there appears to be a supply gap in the region for the occupations of interest. Although the majority of annual openings for the occupations of interest have entry-level wages that are below the self-sufficiency standard wage in both Los Angeles and Orange counties, the majority of annual openings for the occupations in this report typically require a postsecondary nondegree award. **Therefore, due to some of the criteria being met, the LA COE endorses this proposed program.** Detailed reasons include:

Demand:

- **Supply Gap Criteria** – Over the next five years, **4,660 jobs are projected to be available annually** in the region due to retirements and workers leaving the field, **which is more than the three-year average of 1,680 awards conferred** by educational institutions.
- **Living Wage Criteria** – In Los Angeles County, the majority (72%) of annual job openings for the occupations of interest have entry-level wages **below** the self-sufficiency standard hourly wage (\$18.10/hour).<sup>7</sup>
- **Educational Criteria** – In the LA/OC region, **51% of the annual job openings** for the occupations of interest **typically require a postsecondary nondegree award.**
  - National-level educational attainment data indicates **between 27% and 41% of workers in the field have completed some college or an associate degree.**

Supply:

- Between 2018 and 2021, **18 community colleges** in the LA/OC region issued awards in programs that have historically trained for the occupations of interest, conferring an average of **1,132 awards.**
- Between 2017 and 2020, non-community college institutions throughout the greater LA/OC region conferred an average of **548 awards in relevant programs.**

---

<sup>6</sup> The COE classifies middle-skill jobs as the following:

- All occupations that require an educational requirement of some college, associate degree or apprenticeship;
- All occupations that require a bachelor's degree, but also have more than one-third of their existing labor force with an educational attainment of some college or associate degree; or
- All occupations that require a high school diploma or equivalent or no formal education, but also require short- to long-term on-the-job training where multiple community colleges have existing programs.

<sup>7</sup> Self-Sufficiency Standard wage data was pulled from The Self-Sufficiency Standard Tool for California. For more information, visit: <http://selfsufficiencystandard.org/california>.

## Occupational Demand

Exhibit 1 shows the five-year occupational demand projections for the five occupations of interest. In the greater Los Angeles/Orange County region, the number of jobs related to these occupations is projected to decrease by 4% through 2026. However, there will be more than 4,600 job openings per year through 2026 due to retirements and workers leaving the field.

**Exhibit 1: Occupational demand in Los Angeles and Orange Counties<sup>8</sup>**

Geography	2021 Jobs	2026 Jobs	2021-2026 Change	2021-2026 % Change	Annual Openings
Los Angeles	36,440	35,020	(1,420)	(4%)	3,373
Orange	13,826	13,473	(353)	(3%)	1,285
<b>Total</b>	<b>50,266</b>	<b>48,493</b>	<b>(1,773)</b>	<b>(4%)</b>	<b>4,660</b>

## Wages

The labor market endorsement in this report considers the hourly wages for the occupations of interest in Los Angeles County, as they relate to the county's self-sufficiency standard wage. Orange County wages are included below in order to provide a complete analysis of the greater LA/OC region. Detailed wage information, by county, is included in Appendix A.

**Los Angeles County** – The majority of annual openings (72%) for the occupations of interest have entry-level wages **below** the self-sufficiency standard wage for one adult (\$18.10 in Los Angeles County). Typical entry-level hourly wages are in a range between \$14.39 and \$29.35. Two occupations have entry-level wages above the county's self-sufficiency standard wage: *insurance appraisers, auto damage* (\$29.27) and *first-line supervisors of mechanics, installers, and repairers* (\$29.35). Experienced workers can expect to earn wages between \$23.24 and \$48.23, which are above the self-sufficiency standard wage estimate.

**Exhibit 2: Hourly Earnings for Occupations in Los Angeles County**

Occupation	Entry-Level Hourly Earnings (25 <sup>th</sup> Percentile)	Median Hourly Earnings	Experienced Hourly Earnings (75 <sup>th</sup> Percentile)
Insurance Appraisers, Auto Damage (13-1032)	\$29.27	\$38.99	\$40.11
First-Line Supervisors of Mechanics, Installers, and Repairers (49-1011)	\$29.35	\$37.76	\$48.23
Automotive Body and Related Repairers (49-3021)	\$15.52	\$21.41	\$28.78
Automotive Service Technicians and Mechanics (49-3023)	\$14.39	\$21.10	\$27.65
Coating, Painting, and Spraying Machine Setters, Operators, and Tenders (51-9124)	\$16.90	\$18.33	\$23.24

<sup>8</sup> Five-year change represents new job additions to the workforce. Annual openings include new jobs and replacement jobs that result from retirements and separations.

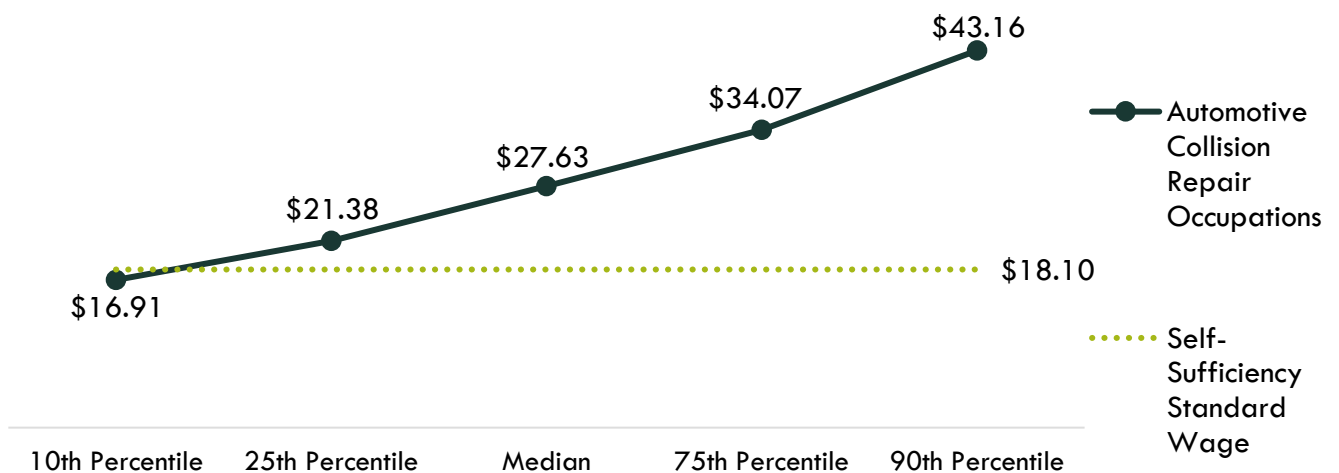
**Orange County** – The majority of annual openings (71%) for the occupations of interest have entry-level wages **below** the self-sufficiency standard wage for one adult (\$20.63 in Orange County). Typical entry-level hourly wages are in a range between \$16.63 and \$30.86. Two occupations have entry-level wages above the county’s self-sufficiency standard wage: *insurance appraisers, auto damage* (\$27.96) and *first-line supervisors of mechanics, installers, and repairers* (\$30.86). Experienced workers can expect to earn wages between \$24.08 and \$50.68, which are above the self-sufficiency standard wage estimate.

**Exhibit 3: Hourly Earnings for Occupations in Orange County**

Occupation	Entry-Level Hourly Earnings (25 <sup>th</sup> Percentile)	Median Hourly Earnings	Experienced Hourly Earnings (75 <sup>th</sup> Percentile)
Insurance Appraisers, Auto Damage (13-1032)	\$27.96	\$37.08	\$38.42
First-Line Supervisors of Mechanics, Installers, and Repairers (49-1011)	\$30.86	\$39.69	\$50.68
Automotive Body and Related Repairers (49-3021)	\$18.33	\$23.78	\$31.70
Automotive Service Technicians and Mechanics (49-3023)	\$16.63	\$23.75	\$30.54
Coating, Painting, and Spraying Machine Setters, Operators, and Tenders (51-9124)	\$17.64	\$19.10	\$24.08

On average, the entry-level earnings for the occupations in this report are \$21.38; this is above the self-sufficiency standard wage for one single adult in Los Angeles County (\$18.10). Exhibit 4 shows the average wage for the occupations in this report, from entry-level to experienced workers.

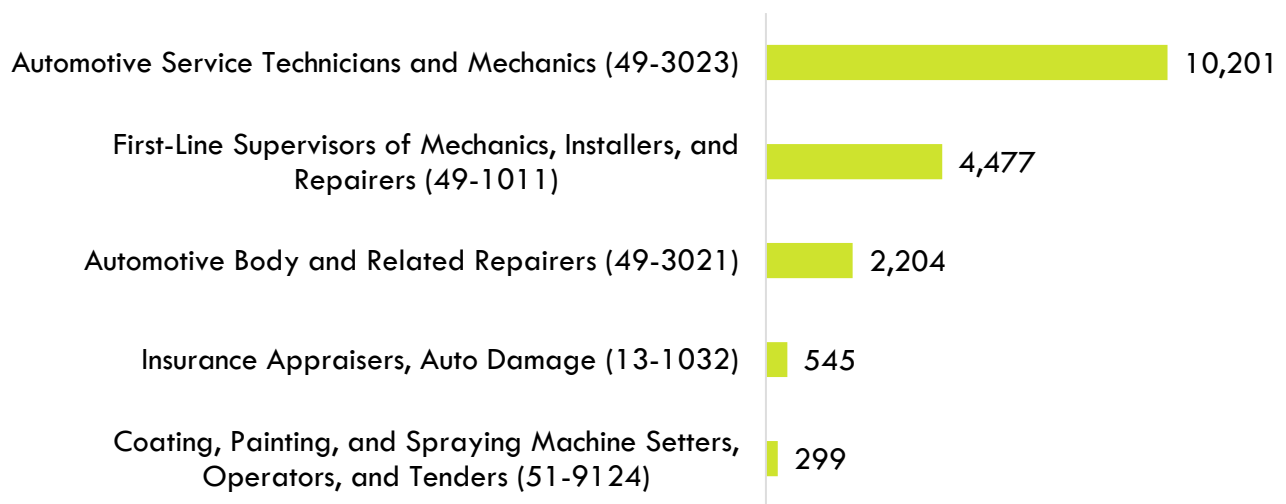
**Exhibit 4: Average Hourly Earnings for Automotive Collision Repair Occupations in LA/OC**



### Job Postings

Over the past 12 months, there have been 17,726 online job postings related to the five occupations of interest. Exhibit 5 displays the number of job postings by occupation. The majority of job postings (58%) were for *automotive service technicians and mechanics*, followed by *first-line supervisors of mechanics, installers, and repairers* (25%), and *automotive body and related repairers* (12%). The highest number of job postings were for automotive technicians, maintenance supervisors, auto body technicians, maintenance managers, and automotive service advisors. The top skills were auto repair, customer service, automotive services industry knowledge, predictive/preventative maintenance, and occupational health and safety. The top employers, by number of job postings, in the region were CarMax, Caliber Collision, and Pep Boys.

**Exhibit 5: Job postings by occupation (last 12 months)**



### Educational Attainment

The Bureau of Labor Statistics (BLS) lists the following typical entry-level education levels for the occupations in this report:

- **Postsecondary nondegree award:** *Insurance appraisers, auto damage* (13-1032) and *Automotive service technicians and mechanics* (49-3023)
- **High school diploma or equivalent:** *First-line supervisors of mechanics, installers, and repairers* (49-1011); *Automotive body and related repairers* (49-3021); and *Coating, painting, and spraying machine setters, operators, and tenders* (51-9124)

In the LA/OC region, the majority of annual job openings (51%) typically require a postsecondary nondegree award. National-level educational attainment data indicates that between 27% and 41% of incumbent workers have completed some college or an associate degree.

## Educational Supply

**Community College Supply** – Exhibit 6 shows the annual and three-year average number of awards conferred by community colleges in programs that have historically trained for the occupations of interest. The colleges with the most completions in the region are Cypress, Santa Ana, and LA Trade-Tech.

**Exhibit 6: Regional community college awards (certificates and degrees), 2018-2021**

TOP	Program	College	2018-19 Awards	2019-20 Awards	2020-21 Awards	3-Year Average
0512.00	Insurance	Glendale	3	4	3	3
		LA Pierce	1	4	1	2
		LA Valley	-	-	14	5
		Santa Monica	1	1	-	1
		<b>LA Subtotal</b>	<b>5</b>	<b>9</b>	<b>18</b>	<b>11</b>
<b>Supply Subtotal/Average</b>			<b>5</b>	<b>9</b>	<b>18</b>	<b>11</b>
0948.00	Automotive Technology	Cerritos	58	71	22	50
		Citrus	114	13	10	46
		Compton	15	1	1	6
		East LA	70	35	18	41
		El Camino	70	77	35	61
		LA Pierce	86	110	44	80
		LA Trade-Tech	157	67	81	102
		Long Beach	-	24	42	22
		Pasadena	107	125	36	89
		Rio Hondo	92	86	55	78
		Santa Monica	2	-	-	1
		<b>LA Subtotal</b>	<b>771</b>	<b>609</b>	<b>344</b>	<b>575</b>
		Cypress	362	262	140	255
		Fullerton	26	24	25	25
		Golden West	51	55	21	42
		Saddleback	48	26	15	30
		Santa Ana	119	182	57	119
		<b>OC Subtotal</b>	<b>606</b>	<b>549</b>	<b>258</b>	<b>471</b>
		<b>Supply Subtotal/Average</b>			<b>1,377</b>	<b>1,158</b>

TOP	Program	College	2018-19 Awards	2019-20 Awards	2020-21 Awards	3-Year Average
0949.00	Automotive Collision Repair	Cerritos	15	19	5	13
		Compton	8	-	1	3
		El Camino	33	34	6	24
		LA Trade-Tech	9	16	10	12
		Rio Hondo	1	-	-	0
		<b>LA Subtotal</b>	<b>66</b>	<b>69</b>	<b>22</b>	<b>52</b>
		Cypress	41	24	4	23
		<b>OC Subtotal</b>	<b>41</b>	<b>24</b>	<b>4</b>	<b>23</b>
<b>Supply Subtotal/Average</b>			<b>107</b>	<b>93</b>	<b>26</b>	<b>75</b>
<b>Supply Total/Average</b>			<b>1,489</b>	<b>1,260</b>	<b>646</b>	<b>1,132</b>

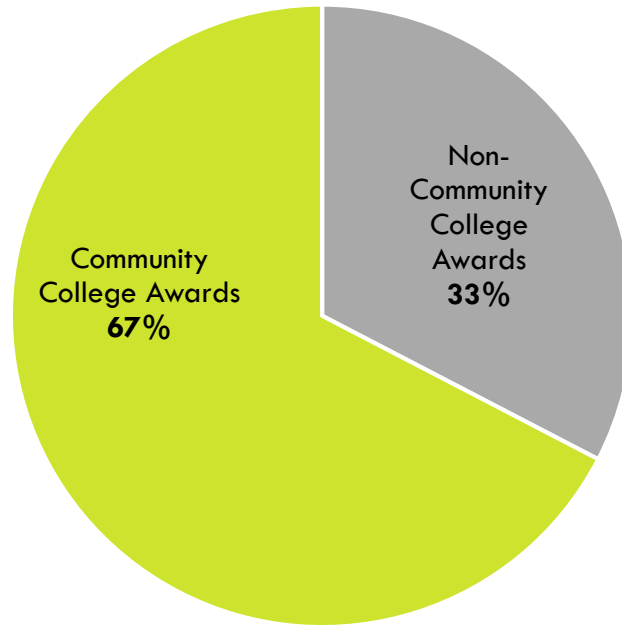
**Non-Community College Supply** – For a comprehensive regional supply analysis, it is important to consider the supply from other institutions in the region that may provide training programs for the occupations of interest. Exhibit 7 shows the annual and three-year average number of awards conferred in relevant programs. Due to different data collection periods, the most recent three-year period of available data is from 2017 to 2020. Between 2017 and 2020, non-community college institutions in the region conferred an average of 548 awards.

**Exhibit 7: Regional non-community college awards, 2017-2020**

CIP	Program	Institution	2017-18 Awards	2018-19 Awards	2019-20 Awards	3-Year Average
47.0603	Autobody/Collision and Repair Technology/Technician	Universal Technical Institute-Southern California	106	98	77	94
47.0604	Automobile/Automotive Mechanics Technology/Technician	Baldwin Park Adult & Community Education	9	13	10	11
		Hacienda La Puente Adult Education	21	9	-	10
		UEI College-Gardena	46	72	127	82
		United Education Institute-West Covina	-	32	98	43
		Universal Technical Institute-Southern California	329	277	306	304
47.0612	Vehicle Emissions Inspection and Maintenance Technology/Technician	California Career School	-	7	7	5
<b>Supply Total/Average</b>			<b>511</b>	<b>508</b>	<b>625</b>	<b>548</b>

Exhibit 8 shows the relationship between the number of community college awards conferred in LA/OC versus the number of non-community college awards for the programs in this report. Approximately two-thirds of all awards conferred in the region were issued by community colleges.

**Exhibit 8: Community College Awards Compared to Non-Community College Awards in LA/OC Region, 3-Year Average**





Appendix A: Occupational demand and wage data by county

Exhibit 9. Los Angeles County

Occupation (SOC)	2021 Jobs	2026 Jobs	5-Yr Change	5-Yr % Change	Annual Openings	Entry-Level Hourly Earnings (25 <sup>th</sup> Percentile)	Median Hourly Earnings	Experienced Hourly Earnings (75 <sup>th</sup> Percentile)
Insurance Appraisers, Auto Damage (13-1032)	335	294	(40)	(12%)	24	\$29.27	\$38.99	\$40.11
First-Line Supervisors of Mechanics, Installers, and Repairers (49-1011)	10,233	10,239	6	0%	905	\$29.35	\$37.76	\$48.23
Automotive Body and Related Repairers (49-3021)	3,943	3,741	(202)	(5%)	349	\$15.52	\$21.41	\$28.78
Automotive Service Technicians and Mechanics (49-3023)	18,027	17,157	(870)	(5%)	1,724	\$14.39	\$21.10	\$27.65
Coating, Painting, and Spraying Machine Setters, Operators, and Tenders (51-9124)	3,902	3,589	(314)	(8%)	371	\$16.90	\$18.33	\$23.24
<b>Total</b>	<b>36,440</b>	<b>35,020</b>	<b>(1,420)</b>	<b>(4%)</b>	<b>3,373</b>	-	-	-

**Exhibit 10. Orange County**

<b>Occupation (SOC)</b>	<b>2021 Jobs</b>	<b>2026 Jobs</b>	<b>5-Yr Change</b>	<b>5-Yr % Change</b>	<b>Annual Openings</b>	<b>Entry-Level Hourly Earnings (25th Percentile)</b>	<b>Median Hourly Earnings</b>	<b>Experienced Hourly Earnings (75th Percentile)</b>
Insurance Appraisers, Auto Damage (13-1032)	213	177	(36)	(17%)	15	\$27.96	\$37.08	\$38.42
First-Line Supervisors of Mechanics, Installers, and Repairers (49-1011)	4,050	4,047	(3)	0%	357	\$30.86	\$39.69	\$50.68
Automotive Body and Related Repairers (49-3021)	1,426	1,306	(120)	(8%)	124	\$18.33	\$23.78	\$31.70
Automotive Service Technicians and Mechanics (49-3023)	6,525	6,392	(133)	(2%)	633	\$16.63	\$23.75	\$30.54
Coating, Painting, and Spraying Machine Setters, Operators, and Tenders (51-9124)	1,611	1,550	(61)	(4%)	157	\$17.64	\$19.10	\$24.08
<b>Total</b>	<b>13,826</b>	<b>13,473</b>	<b>(353)</b>	<b>(3%)</b>	<b>1,285</b>	<b>-</b>	<b>-</b>	<b>-</b>

### Exhibit 11. Los Angeles and Orange Counties

Occupation (SOC)	2021 Jobs	2026 Jobs	5-Yr Change	5-Yr % Change	Annual Openings	Typical Entry-Level Education
Insurance Appraisers, Auto Damage (13-1032)	548	472	(76)	(14%)	40	Postsecondary nondegree award
First-Line Supervisors of Mechanics, Installers, and Repairers (49-1011)	14,284	14,287	3	0%	1,262	HS diploma or equivalent
Automotive Body and Related Repairers (49-3021)	5,369	5,047	(322)	(6%)	474	HS diploma or equivalent
Automotive Service Technicians and Mechanics (49-3023)	24,552	23,549	(1,003)	(4%)	2,357	Postsecondary nondegree award
Coating, Painting, and Spraying Machine Setters, Operators, and Tenders (51-9124)	5,514	5,138	(376)	(7%)	527	HS diploma or equivalent
<b>Total</b>	<b>50,266</b>	<b>48,493</b>	<b>(1,773)</b>	<b>(4%)</b>	<b>4,660</b>	-

#### Appendix B: Sources

- O\*NET Online
- Labor Insight (Burning Glass Technologies)
- Lightcast (formerly Emsi)
- Bureau of Labor Statistics (BLS)
- California Employment Development Department, Labor Market Information Division, OES
- California Community Colleges Chancellor's Office Management Information Systems (MIS)
- Self-Sufficiency Standard at the Center for Women's Welfare, University of Washington
- Chancellor's Office Curriculum Inventory (COCI 2.0)

For more information, please contact:

Luke Meyer, Director  
 Los Angeles Center of Excellence  
[Lmeyer7@mtsac.edu](mailto:Lmeyer7@mtsac.edu)

