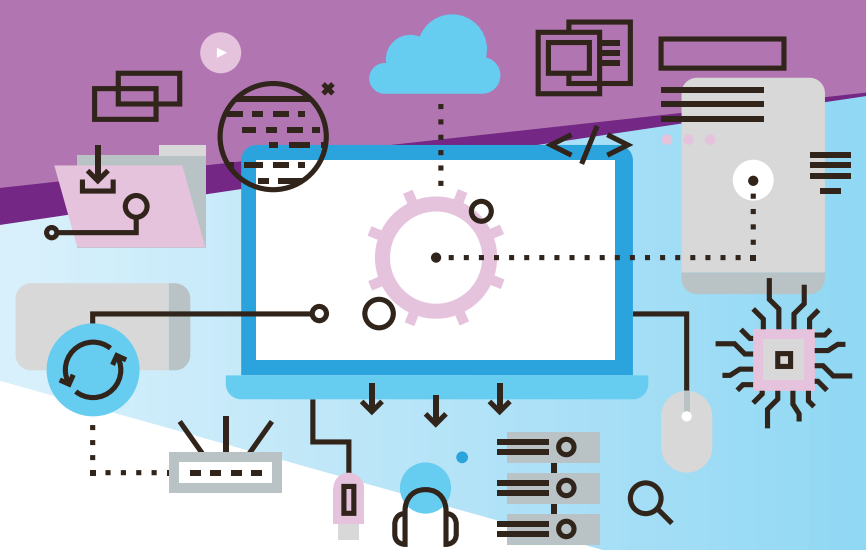


Information & Communication Technologies/ Digital Media (ICT/DM)

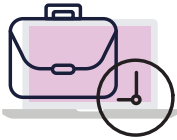


About the industry sector



5%

Projected job growth, 2019-2024



38,000

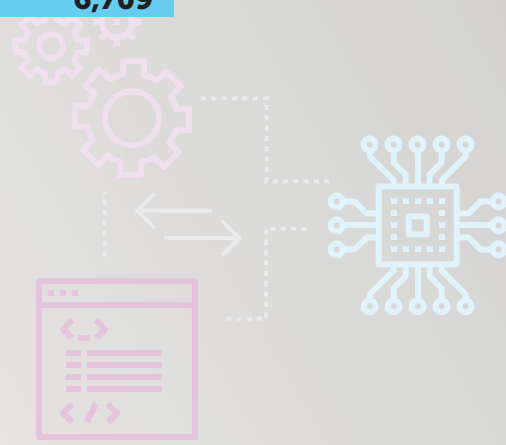
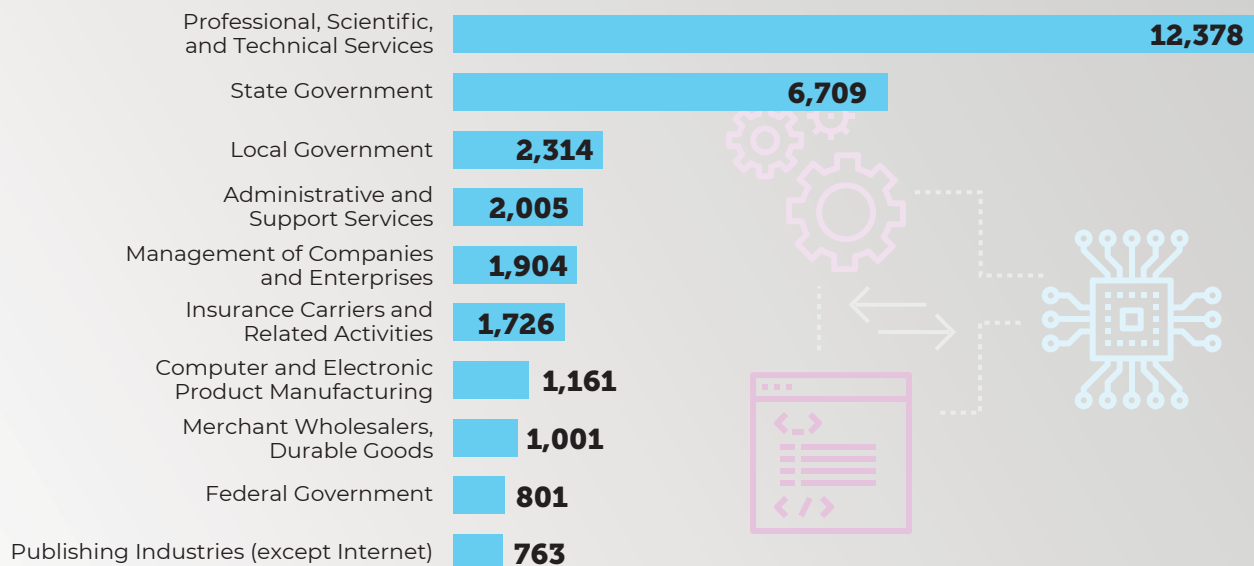
ICT/DM jobs in 2019



1,900

additional jobs by 2024

Industry subsectors with the most ICT/DM jobs




Top 10 employers posting ICT/DM jobs

Anthem Blue Cross
 Deloitte
 State of California
 Centene Corporation
 Blue Cross Blue Shield of California
 University of California
 Intel Corporation
 Northrop Grumman
 Accenture
 Sutter Health



27,105

ICT/DM job postings,
Jan-Dec 2019



What are employers looking for?

Hardest-to-fill jobs

Job Title	# of Job Postings	Days to Fill
Information Technology Project Managers	1,705	50
Database Architects	348	49
Graphic Designers	318	41
Desktop Publishers	7	41

Most in-demand jobs

Job Title	# of Job Postings	Demand
Software Developers, Applications	7,617	Very High
Computer User Support Specialists	2,588	Very High
Computer Systems Engineers/Architects	1,755	High
Information Technology Project Managers	1,705	High
Computer Systems Analysts	1,671	High
Web Developers	1,406	High

Most desired certifications

















Project Management Certification
 Certified Information Systems Security Professional (CISSP)
 IT Infrastructure Library (ITIL) Certification
 Project Management Professional (PMP)
 Cisco Certified Network Associate (CCNA)
 Certified A+ Technician (CompTIA A+ Technician)
 CompTIA Security+
 Cisco Certified Network Professional (CCNP)
 SANS/GIAC Certification
 Certified Information Systems Auditor (CISA)

Most desired skills

SQL
 Java
 Project Management
 Software Development
 JavaScript
 Software Engineering
 Customer Service
 Oracle
 Technical Support
 Linux



Jobs titles & wages

What jobs can I train for?	How many job openings each year?	How much will I earn per hour?			Educational Level
		Entry-Level 10th percentile	Median 50th percentile	Experienced 90th percentile	
Computer and Information Systems Managers	247	\$49	\$62	\$121	
Software Developers, Systems Software	414	\$36	\$47	\$60	
Software Developers, Applications	427	\$32	\$48	\$77	
Computer Network Architects	49	\$31	\$57	\$80	
Computer Systems Analysts	532	\$31	\$42	\$53	
Information Security Analysts	28	\$29	\$55	\$76	
Network and Computer Systems Administrators	133	\$28	\$44	\$62	
Computer Programmers	162	\$23	\$41	\$51	
Computer Network Support Specialists	93	\$20	\$35	\$56	
Multimedia Artists and Animators	30	\$19	\$38	\$57	
Database Administrators	50	\$19	\$51	\$70	
Desktop Publishers	9	\$14	\$23	\$37	
Computer Occupations, All Other	262	\$16	\$42	\$72	
Computer User Support Specialists	336	\$16	\$26	\$44	
Graphic Designers	184	\$17	\$26	\$37	
Web Developers	88	\$11	\$29	\$76	

Source: EMSI, 2019.4, QCEW and Non-QCEW employees and self-employed, 7-county region, EMSI.

What training is available?

Community College programs

- Animation
- Computer Graphics and Digital Imagery
- Computer Information Systems
- Computer Infrastructure and Support
- Computer Networking
- Computer Programming
- Computer Science (Transfer)
- Computer Software Development
- Computer Support
- Database Design and Administration
- Desktop Publishing
- Electronic Game Design
- Information Technology, General
- Multimedia
- Software Applications
- Website Design and Development
- World Wide Web Administration



Where can I get training?

Local Community Colleges



coecc.net



ccco.edu



fnrc.org

Source: California Community Colleges Chancellor's Office Management Information System, DataMart

The COE has created 20 priority sector profiles for the Greater Sacramento (North) and the Far North subregions to inform planning and investment in Career Education under the Strong Workforce Program and the California Community Colleges Chancellor's Office Economic and Workforce Development Division. Regional summary profiles contain data definitions and methodology. The Greater Sacramento (North) region consists of seven counties: Sacramento, El Dorado, Placer, Nevada, Yolo, Yuba, and Sutter.

This profile was supported by funds awarded by the CCCCO's Economic and Workforce Development Division. It was produced pursuant to grant agreement number 19-405-001. This project was also supported by Projects in Common funding from the Strong Workforce Program, North/Far North Regional Consortium.

© 2020 California Community Colleges Chancellor's Office, Economic and Workforce Development Program