

**Labor Market Analysis: 1306/Nutrition, Foods, and Culinary Arts
Health, Nutrition, and Food Sanitation in Early Childhood Education
(Certificate requiring 16 to fewer than 30 semester units)**

Los Angeles Center of Excellence, November 2022

Summary

| Program Endorsement: | Endorsed: All Criteria Met <input checked="" type="checkbox"/> | Endorsed: Some Criteria Met <input type="checkbox"/> | Not Endorsed <input type="checkbox"/> |
|--|---|---|--|
| Program Endorsement Criteria | | | |
| Supply Gap: | Yes <input checked="" type="checkbox"/> | | No <input type="checkbox"/> |
| Living Wage: (Entry-Level, 25th) | Yes <input checked="" type="checkbox"/> | | No <input type="checkbox"/> |
| Education: | Yes <input checked="" type="checkbox"/> | | No <input type="checkbox"/> |
| Emerging Occupation(s) | | | |
| | Yes <input type="checkbox"/> | | No <input checked="" type="checkbox"/> |

The Los Angeles Center of Excellence for Labor Market Research (LA COE) prepared this report to provide regional labor market supply and demand data related to three middle-skill occupations:

- **Food Service Managers (11-9051)** Plan, direct, or coordinate activities of an organization or department that serves food and beverages.¹
- **Dietetic Technicians (29-2051)** Assist in the provision of food service and nutritional programs, under the supervision of a dietitian. May plan and produce meals based on established guidelines, teach principles of food and nutrition, or counsel individuals.²
- **First-Line Supervisors of Food Preparation and Serving Workers (35-1012)** Directly supervise and coordinate activities of workers engaged in preparing and serving food.³

Middle-skill occupations typically require some postsecondary education, but less than a bachelor's degree.⁴ This report is intended to help determine whether there is demand in the local labor market that is not being met by the supply from community college programs that align with the relevant occupations.

Based on the available data, there appears to be a supply gap for these health, nutrition, and food sanitation occupations in the region. The majority of annual openings for the occupations in this report have entry-level wages above the self-sufficiency standard wage in Los Angeles

¹ [Food Service Managers \(bls.gov\)](https://www.bls.gov/occupations/11-9051)

² [Dietetic Technicians \(bls.gov\)](https://www.bls.gov/occupations/29-2051)

³ [First-Line Supervisors of Food Preparation and Serving Workers \(bls.gov\)](https://www.bls.gov/occupations/35-1012)

⁴ The COE classifies middle-skill jobs as the following:

- All occupations that require an educational requirement of some college, associate degree or apprenticeship;
- All occupations that require a bachelor's degree, but also have more than one-third of their existing labor force with an educational attainment of some college or associate degree; or
- All occupations that require a high school diploma or equivalent or no formal education, but also require short- to long-term on-the-job training where multiple community colleges have existing programs.

County, and more than one-third of current workers in the field have completed some college or an associate degree. **Therefore, due to all the criteria being met, the LA COE endorses this proposed program.** Detailed reasons include:

Demand:

- **Supply Gap Criteria** – Over the next five years, **11,117 jobs are projected to be available annually** in the region due to new job growth and replacements, **which is more than the three-year average of 164 awards conferred** by educational institutions in the region.
 - While there were **36,153 online job postings for the middle-skill health, nutrition, and food sanitation occupations** in this report, **241 of these job postings were within the educational services industry (NAICS 61)**. Of these 241 job postings, the most common titles were food service managers, nutrition services assistants, team leads, food service assistant managers, and catering captains.
- **Living Wage Criteria** – Within Los Angeles County, the **majority (57%) of annual job openings** for these middle-skill health, nutrition, and food sanitation occupations have **entry-level wages above the self-sufficiency standard hourly wage (\$18.10/hour)**.⁵
- **Educational Criteria** – Within the greater LA/OC region, **99% of the annual job openings** for occupations related to middle-skill health, nutrition, and food sanitation occupations **typically require a high school diploma or equivalent**.
 - However, the national-level educational attainment data indicates **between 36% and 41% of workers in the field have completed some college or an associate degree**.

Supply:

- There are **17 community colleges** in the greater LA/OC region that issue awards related to health, nutrition, and food sanitation, conferring an average of **161 awards annually** between 2018 and 2021.
- Between 2017 and 2020, there was an average of **3 awards conferred annually** in related training programs by non-community college institutions throughout the greater LA/OC region.

Occupational Demand

Exhibit 1 shows the five-year occupational demand projections for these middle-skill health, nutrition, and food sanitation occupations. In the greater Los Angeles/Orange County region, the number of jobs related to these occupations is projected to increase by 10% through 2026. There will be more than 11,000 job openings per year through 2026 due to job growth and replacements.

⁵ Self-Sufficiency Standard wage data was pulled from The Self-Sufficiency Standard Tool for California. For more information, visit: <http://selfsufficiencystandard.org/california>.

Exhibit 1: Occupational demand in Los Angeles and Orange Counties⁶

| Geography | 2021 Jobs | 2026 Jobs | 2021-2026 Change | 2021-2026 % Change | Annual Openings |
|--------------|---------------|---------------|------------------|--------------------|-----------------|
| Los Angeles | 56,582 | 62,431 | 5,849 | 10% | 8,818 |
| Orange | 14,861 | 15,930 | 1,068 | 7% | 2,299 |
| Total | 71,443 | 78,361 | 6,917 | 10% | 11,117 |

Wages

The labor market endorsement in this report considers the entry-level hourly wages for these middle-skill health, nutrition, and food sanitation occupations in Los Angeles County as they relate to the county’s self-sufficiency standard wage. Orange County wages are included below in order to provide a complete analysis of the greater LA/OC region. Detailed wage information, by county, is included in Appendix A.

Los Angeles County—The majority (57%) of annual openings for these middle-skill health, nutrition, and food sanitation occupations have entry-level wages above the self-sufficiency standard wage for one adult (\$18.10 in Los Angeles County). Typical entry-level hourly wages are in a range between \$11.25 and \$17.85. Two occupations in this report have entry-level wages above the county’s self-sufficiency standard wage: *first-line supervisors of food preparation and serving workers* (\$17.85) and *dietetic technicians* (\$17.23). Experienced workers can expect to earn wages between \$23.50 and \$29.27, which are higher than the self-sufficiency standard.

Exhibit 2: Hourly Earnings for Occupations in LA County

| Occupation | Entry-Level Hourly Earnings (25 th Percentile) | Median Hourly Earnings | Experienced Hourly Earnings (75 th Percentile) |
|--|---|------------------------|---|
| Food Service Managers (11-9051) | \$11.25 | \$21.57 | \$29.27 |
| Dietetic Technicians (29-2051) | \$17.23 | \$18.17 | \$23.50 |
| First-Line Supervisors of Food Preparation and Serving Workers (35-1012) | \$17.85 | \$18.70 | \$28.58 |

⁶ Five-year change represents new job additions to the workforce. Annual openings include new jobs and replacement jobs that result from retirements and separations.

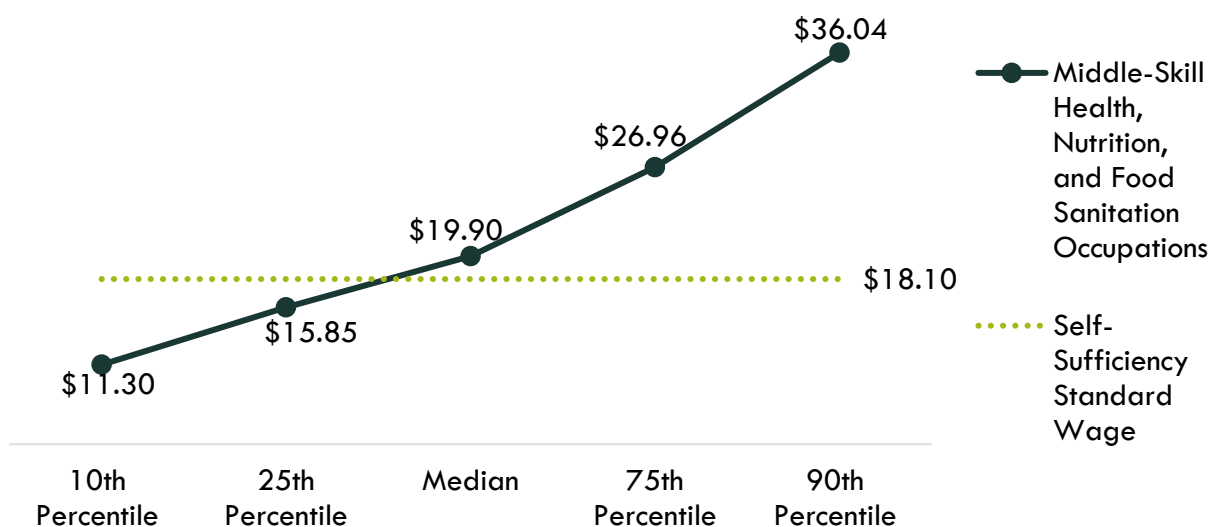
Orange County—The majority (82%) of annual openings for these middle-skill health, nutrition, and food sanitation occupations have entry-level wages below the self-sufficiency standard wage for one adult (\$20.63 in Orange County). Typical entry-level hourly wages are in a range between \$17.03 and \$21.52. Only one occupation in this report has entry-level wages above the county’s self-sufficiency standard wage: *food service managers* (\$21.52). Experienced workers can expect to earn wages between \$23.59 and \$27.70, which are higher than the self-sufficiency standard.

Exhibit 3: Hourly Earnings for Occupations in Orange County

| Occupation | Entry-Level Hourly Earnings (25 th Percentile) | Median Hourly Earnings | Experienced Hourly Earnings (75 th Percentile) |
|--|---|------------------------|---|
| Food Service Managers (11-9051) | \$21.52 | \$27.47 | \$27.70 |
| Dietetic Technicians (29-2051) | \$17.29 | \$18.23 | \$23.59 |
| First-Line Supervisors of Food Preparation and Serving Workers (35-1012) | \$17.03 | \$17.78 | \$27.06 |

On average, the entry-level earnings for the occupations in this report are \$15.85; this is below the living wage for one single adult in Los Angeles County (\$18.10). However, the average median wages for these occupations (\$19.90) is higher than the county’s self-sufficiency standard. Exhibit 4 shows the average wage for the occupations in this report, from entry-level to experienced workers.

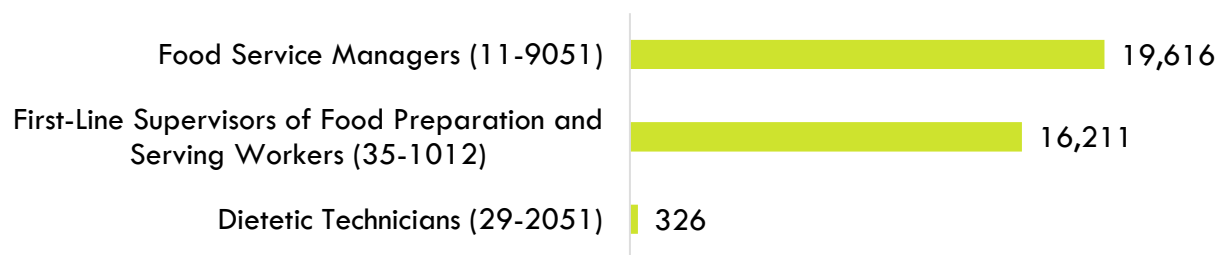
Exhibit 4: Average Hourly Earnings for Middle-Skill Health, Nutrition, and Food Sanitation Occupations in LA/OC



Job Postings

There were 36,153 online job postings related to the health, nutrition, and food sanitation occupations in this report listed in the past 12 months. Exhibit 5 displays the number of job postings by occupation. The majority of job postings (54%) were for *food service managers*, followed by *first-line supervisors of food preparation and serving workers* (45%) and *dietetic technicians* (1%). The highest number of job postings were for shift leaders, general managers, assistant managers, shift supervisors, and restaurant managers. The top skills were restaurant operation, food safety and sanitation, restaurant management, cash handling, and food services. The top three employers, by number of job postings, in the region were Starbucks, Taco Bell, and Rubio's Restaurants.

Exhibit 5: Job postings by occupation (last 12 months)



Of these 36,153 online job postings, 241 were for jobs within the educational services industry (NAICS 61). Of these 241 job postings, the most common titles were food service managers, nutrition services assistants, team leads, food service assistant managers, and catering captains. The top skills were: food services, food safety and sanitation, restaurant operation, food preparation, and nutrition services. The top three employers, by number of job postings, in the region were University of California, University of Southern California, and Galileo Learning.

Educational Attainment

The Bureau of Labor Statistics (BLS) lists the following typical entry-level education levels for the occupations in this report:

- **Associate degree:** *Dietetic technicians*
- **High school diploma or equivalent:** *Food service managers; First-line supervisors of food preparation and serving workers*

In the greater LA/OC region, the majority of annual job openings (99%) typically require a high school diploma or equivalent. However, the national-level educational attainment data indicates between 36% and 41% of workers in the field have completed some college or an associate degree. Of the 63% of middle-skill health, nutrition, and food sanitation job postings in the educational services industry sector listing a minimum education requirement in LA/OC, 51% (78) requested high school or vocational training, 24% (36) requested an associate degree, and 25% (38) requested a bachelor's degree.

Educational Supply

Community College Supply—Exhibit 6 shows the annual and three-year average number of awards conferred by community colleges in the related TOP codes: Nutrition, Foods, and Culinary Arts (1306.00), and Dietetic Technology (1306.20). The colleges with the most completions in the region are: Orange Coast, Saddleback, and Long Beach.

Exhibit 6: Regional community college awards (certificates and degrees), 2018-2021

| TOP | Program | College | 2018-19 Awards | 2019-20 Awards | 2020-21 Awards | 3-Year Average |
|--------------------------------|-------------------------------------|--------------------|----------------|----------------|----------------|----------------|
| 1306.00 | Nutrition, Foods, and Culinary Arts | Citrus | - | - | 4 | 1 |
| | | East LA | 14 | 23 | 18 | 18 |
| | | Glendale | 3 | 6 | - | 3 |
| | | LA City | - | 1 | - | 0 |
| | | LA Mission | 4 | 4 | 7 | 5 |
| | | LA Southwest | - | - | 2 | 1 |
| | | Long Beach | 8 | 8 | 19 | 12 |
| | | Mt San Antonio | 15 | 15 | 19 | 16 |
| | | Pasadena | 2 | 2 | 10 | 5 |
| | | Rio Hondo | - | 1 | 3 | 1 |
| | | Santa Monica | 3 | 5 | 9 | 6 |
| | | West LA | 4 | 2 | 4 | 3 |
| | | LA Subtotal | 53 | 67 | 95 | 72 |
| | | Cypress | - | 2 | 1 | 1 |
| | | Fullerton | 6 | 8 | 17 | 10 |
| | | Orange Coast | 17 | 20 | 17 | 18 |
| | | Saddleback | 26 | 19 | 24 | 23 |
| | | Santa Ana | 3 | 3 | 1 | 2 |
| | | OC Subtotal | 52 | 52 | 60 | 55 |
| Supply Subtotal/Average | | | 105 | 119 | 155 | 126 |
| 1306.20 | Dietetic Services and Management | Glendale | 14 | 16 | 12 | 14 |
| | | LA City | 7 | 7 | 8 | 7 |
| | | Long Beach | 8 | 5 | 8 | 7 |
| | | LA Subtotal | 29 | 28 | 28 | 28 |
| | | Orange Coast | 11 | 3 | 6 | 7 |
| | | OC Subtotal | 11 | 3 | 6 | 7 |
| Supply Subtotal/Average | | | 40 | 31 | 34 | 35 |
| Supply Total/Average | | | 145 | 150 | 189 | 161 |

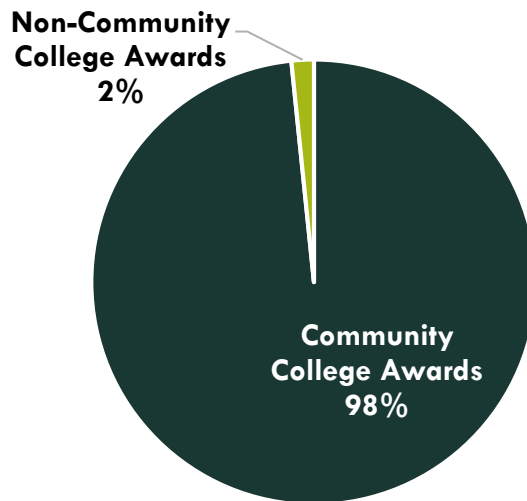
Non-Community College Supply—For a comprehensive regional supply analysis, it is important to consider the supply from other institutions in the region that provide training programs for health, nutrition, and food sanitation programs. Exhibit 7 shows the annual and three-year average number of awards conferred by this institution in relevant programs. Due to different data collection periods, the most recent three-year period of available data is from 2017 to 2020. Between 2017 and 2020, non-community college institutions in the region conferred an average of 3 awards.

Exhibit 7: Regional non-community college awards, 2017-2020

| CIP | Program | Institution | 2017-18 Awards | 2018-19 Awards | 2019-20 Awards | 3-Year Average |
|-----------------------------|---|---------------------|----------------|----------------|----------------|----------------|
| 19.0501 | Foods, Nutrition, and Wellness Studies, General | Brandman University | 1 | 3 | 4 | 3 |
| Supply Total/Average | | | 1 | 3 | 4 | 3 |

Exhibit 8 shows the proportion of community college awards conferred in LA/OC compared to the number of non-community college awards for the programs in this report. Nearly all the awards conferred in these programs are awarded by community colleges in the LA/OC region.

Exhibit 8: Community College Awards Compared to Non-Community College Awards in LA/OC Region, 3-Year Average



Appendix A: Occupational demand and wage data by county

Exhibit 9. Los Angeles County

| Occupation (SOC) | 2021 Jobs | 2026 Jobs | 5-Yr Change | 5-Yr % Change | Annual Openings | Entry-Level Hourly Earnings (25 th Percentile) | Median Hourly Earnings | Experienced Hourly Earnings (75 th Percentile) |
|--|---------------|---------------|--------------|---------------|-----------------|---|------------------------|---|
| Food Service Managers (11-9051) | 24,595 | 28,843 | 4,247 | 17% | 3,797 | \$11.25 | \$21.57 | \$29.27 |
| Dietetic Technicians (29-2051) | 1,049 | 1,094 | 45 | 4% | 84 | \$17.23 | \$18.17 | \$23.50 |
| First-Line Supervisors of Food Preparation and Serving Workers (35-1012) | 30,938 | 32,494 | 1,556 | 5% | 4,937 | \$17.85 | \$18.70 | \$28.58 |
| Total | 56,582 | 62,431 | 5,849 | 10% | 8,818 | - | - | - |

Exhibit 10. Orange County

| Occupation (SOC) | 2021 Jobs | 2026 Jobs | 5-Yr Change | 5-Yr % Change | Annual Openings | Entry-Level Hourly Earnings (25 th Percentile) | Median Hourly Earnings | Experienced Hourly Earnings (75 th Percentile) |
|--|---------------|---------------|--------------|---------------|-----------------|---|------------------------|---|
| Food Service Managers (11-9051) | 3,550 | 3,698 | 147 | 4% | 423 | \$21.52 | \$27.47 | \$27.70 |
| Dietetic Technicians (29-2051) | 286 | 299 | 13 | 5% | 23 | \$17.29 | \$18.23 | \$23.59 |
| First-Line Supervisors of Food Preparation and Serving Workers (35-1012) | 11,025 | 11,933 | 908 | 8% | 1,852 | \$17.03 | \$17.78 | \$27.06 |
| Total | 14,861 | 15,930 | 1,068 | 7% | 2,299 | - | - | - |

Exhibit 11. Los Angeles and Orange Counties

| Occupation (SOC) | 2021 Jobs | 2026 Jobs | 5-Yr Change | 5-Yr % Change | Annual Openings | Typical Entry-Level Education |
|--|------------------|------------------|--------------------|----------------------|------------------------|--------------------------------------|
| Food Service Managers (11-9051) | 28,146 | 32,540 | 4,395 | 16% | 4,221 | High school diploma or equivalent |
| Dietetic Technicians (29-2051) | 1,335 | 1,394 | 59 | 4% | 107 | Associate degree |
| First-Line Supervisors of Food Preparation and Serving Workers (35-1012) | 41,963 | 44,426 | 2,464 | 6% | 6,789 | High school diploma or equivalent |
| Total | 71,443 | 78,361 | 6,917 | 10% | 11,117 | - |

Appendix B: Sources

- O*NET Online
- Labor Insight (Burning Glass Technologies)
- Lightcast (formerly Emsi)
- Bureau of Labor Statistics (BLS)
- California Employment Development Department, Labor Market Information Division, OES
- California Community Colleges Chancellor’s Office Management Information Systems (MIS)
- Self-Sufficiency Standard at the Center for Women’s Welfare, University of Washington
- Chancellor’s Office Curriculum Inventory (COCI 2.0)

For more information, please contact:

Luke Meyer, Director
 Los Angeles Center of Excellence
Lmeyer7@mtsac.edu

