

Athletic Trainers* in Bakersfield, CA

*Job titles used in government data sources are slightly different from the one you've chosen. This report uses data from the closest matching official classifications (listed below) as a proxy for Athletic Trainers data.

Athletic Trainers

Contents

What is Lightcast Data?	1
Report Parameters	2
Executive Summary	3
Jobs	4
Compensation	6
Job Posting Activity	7
Demographics	12
Occupational Programs	15
Appendix A	16

What is Lightcast Data?

Lightcast data is a hybrid dataset derived from official government sources such as the US Census Bureau, Bureau of Economic Analysis, and Bureau of Labor Statistics. Leveraging the unique strengths of each source, our data modeling team creates an authoritative dataset that captures more than 99% of all workers in the United States. This core offering is then enriched with data from online social profiles, resumés, and job postings to give you a complete view of the workforce.

Lightcast data is frequently cited in major publications such as *The Atlantic*, *Forbes*, *Harvard Business Review*, *The New York Times*, *The Wall Street Journal*, and *USA Today*.



Report Parameters

1 Occupation

Athletic Trainers

1 MSA

12540 Bakersfield, CA

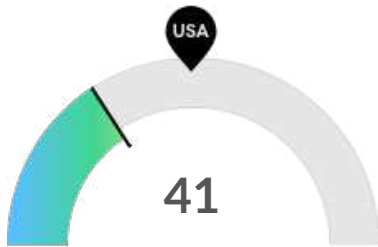
Class of Worker

QCEW Employees, Non-QCEW Employees, and Self-Employed

The information in this report pertains to the chosen occupation and geographical area.

Executive Summary

Average Job Posting Demand Over a Thin Supply of Regional Jobs



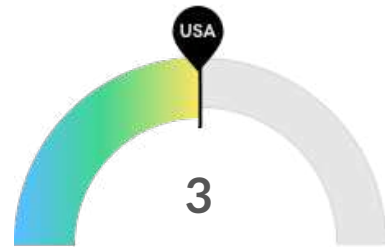
Jobs (2022)

Bakersfield, CA is not a hotspot for this kind of job. The national average for an area this size is 75* employees, while there are 41 here.



Compensation

Earnings are high in Bakersfield, CA. The national median salary for Athletic Trainers is \$48,476, compared to \$55,067 here.



Job Posting Demand

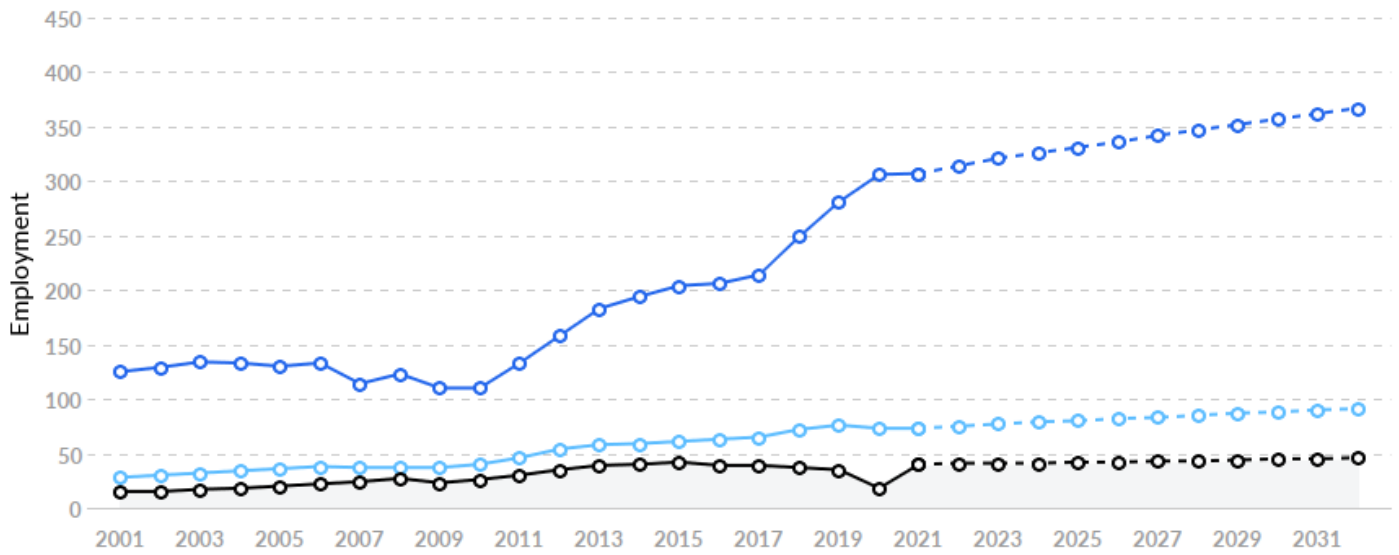
Job posting activity is about average in Bakersfield, CA. The national average for an area this size is 3* job postings/mo, while there are 3 here.

*National average values are derived by taking the national value for Athletic Trainers and scaling it down to account for the difference in overall workforce size between the nation and Bakersfield, CA. In other words, the values represent the national average adjusted for region size.

Jobs

Regional Employment Is Lower Than the National Average

An average area of this size typically has 75* jobs, while there are 41 here. This lower than average supply of jobs may make it more difficult for workers in this field to find employment in your area.



Region	2022 Jobs	2028 Jobs	Change	% Change
● Bakersfield, CA	41	43	2	6.1%
● National Average	75	85	10	13.6%
● San Francisco-Oakland-Berkeley, CA	314	347	33	10.6%

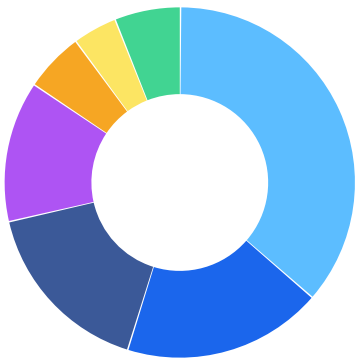
*National average values are derived by taking the national value for Athletic Trainers and scaling it down to account for the difference in overall workforce size between the nation and Bakersfield, CA. In other words, the values represent the national average adjusted for region size.

Regional Breakdown



County	2022 Jobs
Kern County, CA	41

Most Jobs are Found in the Education and Hospitals (Local Government) Industry Sector

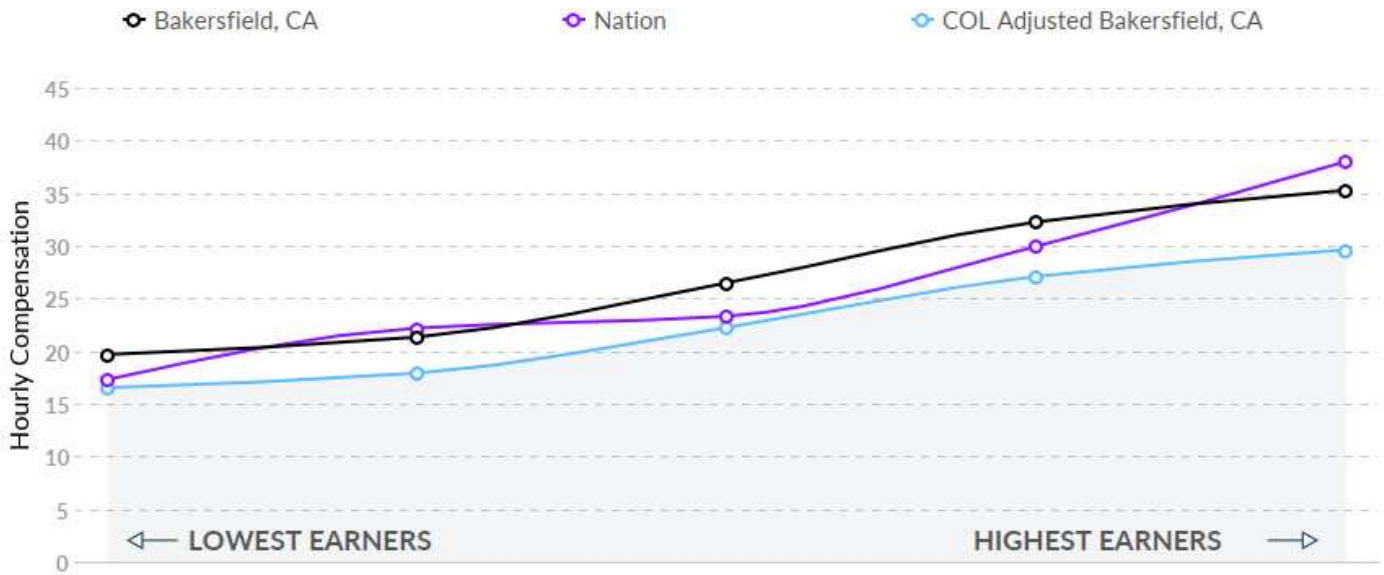


Industry	% of Occupation in Industry (2022)
Education and Hospitals (Local Government)	36.3%
Offices of Other Health Practitioners	18.4%
General Medical and Surgical Hospitals	16.6%
Offices of Physicians	13.0%
Other Amusement and Recreation Industries	5.5%
Spectator Sports	4.1%
Other	6.1%

Compensation

Regional Compensation Is 14% Higher Than National Compensation

For Athletic Trainers, the 2021 median wage in Bakersfield, CA is \$26.47/hr, while the national median wage is \$23.31/hr.



Job Posting Activity



23 Unique Job Postings

The number of unique postings for this job from Jan 2022 to Aug 2022.



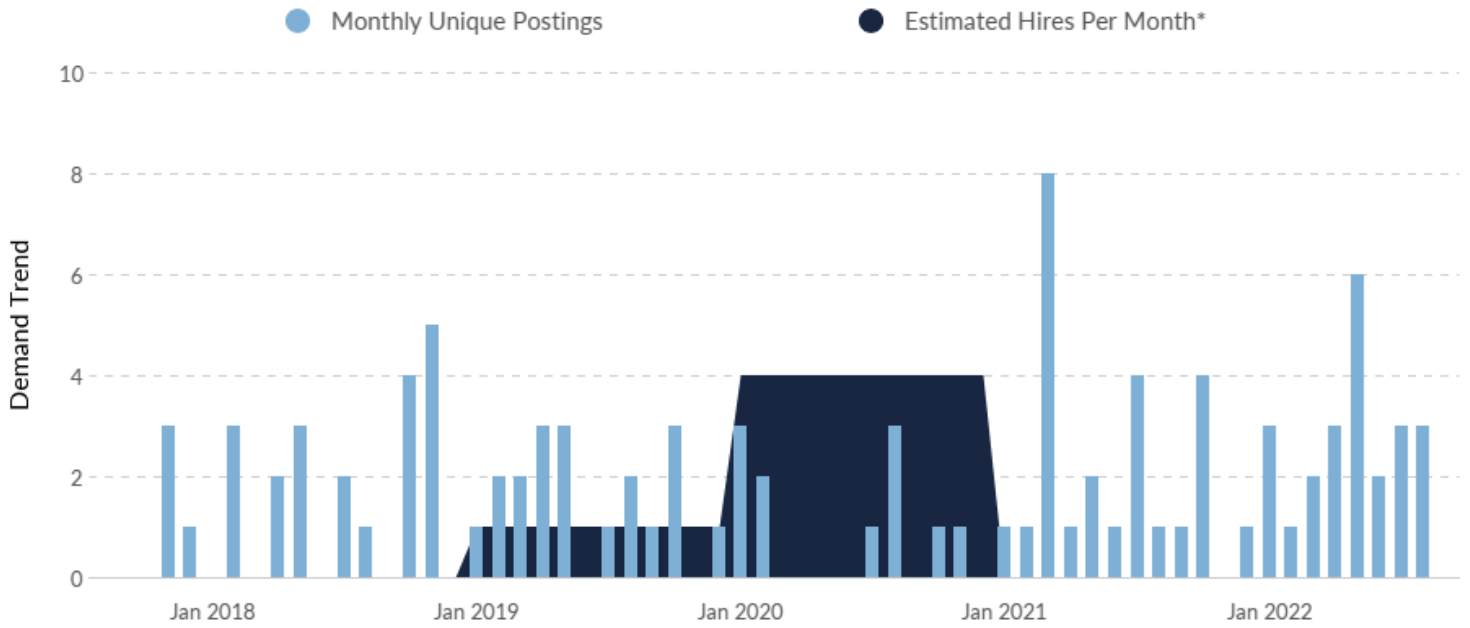
11 Employers Competing

All employers in the region who posted for this job from Jan 2022 to Aug 2022.













41 Day Median Duration





Posting duration is 13 days longer than what's typical in the region.



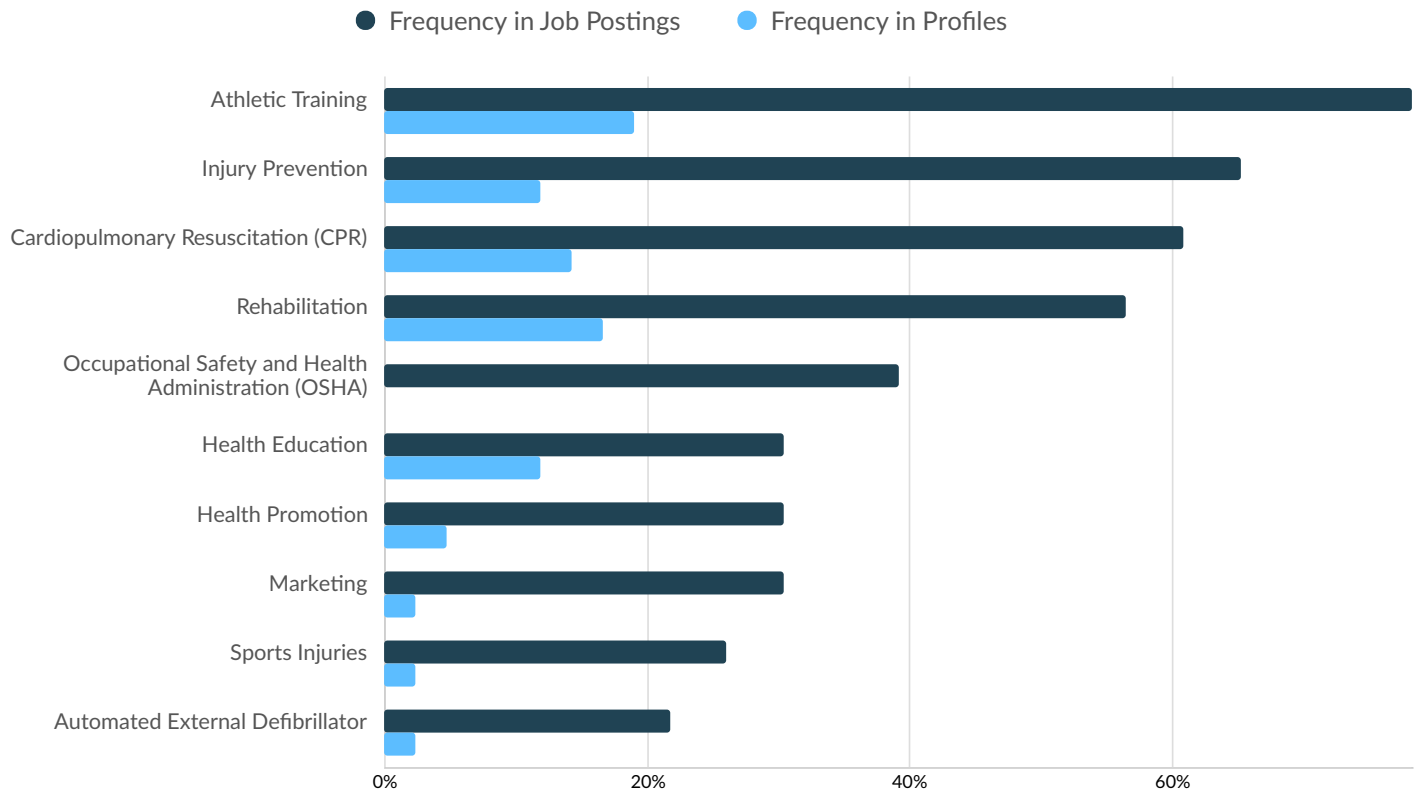
Occupation	Avg Monthly Postings (Jan 2022 - Aug 2022)	Avg Monthly Hires (Jan 2022 - Aug 2022)
Athletic Trainers	3	0

*A hire is reported by the Quarterly Workforce Indicators when an individual's Social Security Number appears on a company's payroll and was not there the quarter before. Lightcast hires are calculated using a combination of Lightcast jobs data, information on separation rates from the Bureau of Labor Statistics (BLS), and industry-based hires data from the Census Bureau.

Top Companies	Unique Postings
California State University	2 
Pivot Health Solutions	2 
Pivot Physical Therapy	2 
Powdr Corporation	2 
Terrio Physical Therapy-Fitness	2 
Cerro Coso Community College	1 
Kern Community College District	1 
Lmr Technical Group	1 
Taft College	1 
Woodward West	1 

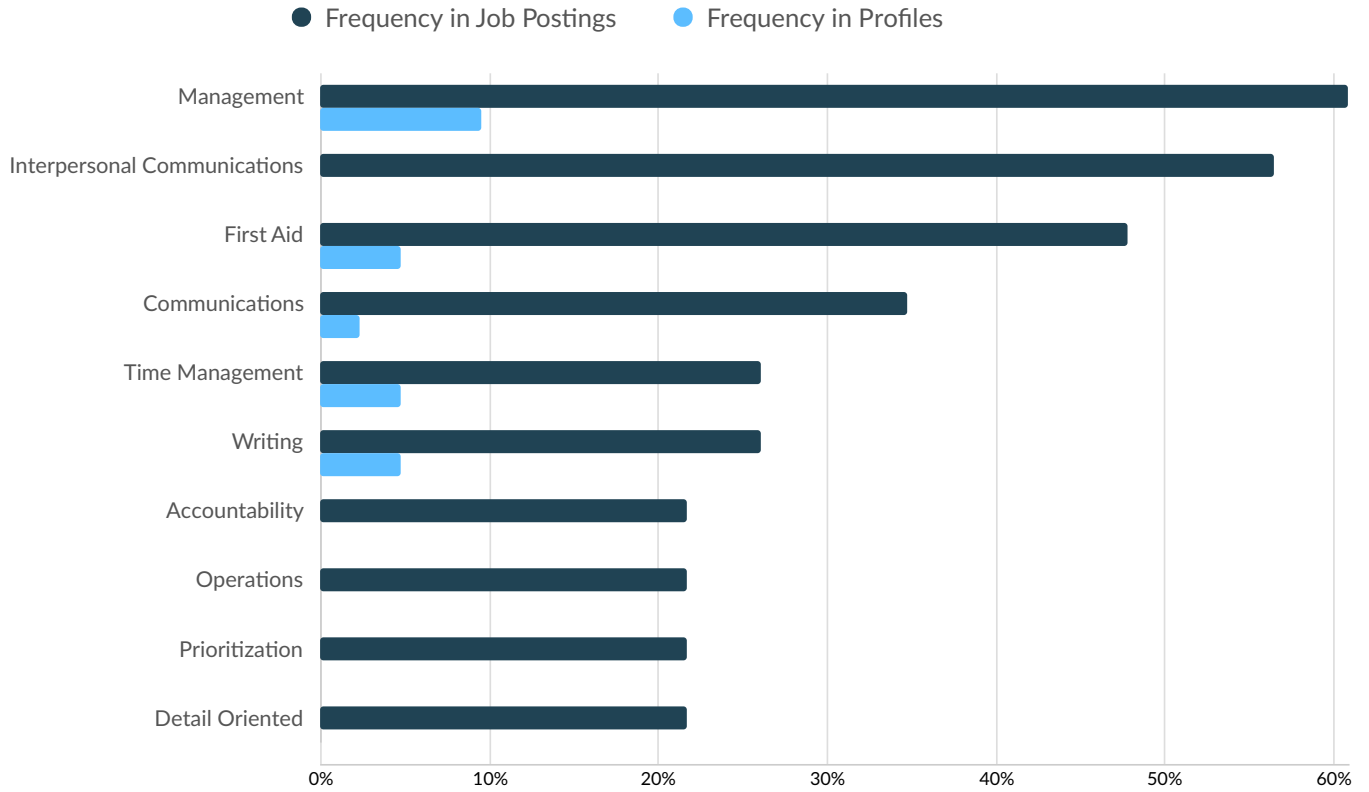
Top Job Titles	Unique Postings
Athletic Trainers	15 
Certified Athletic Trainers	4 
Directors of Athletics Marketing	2 
College Directors	1 

Top Specialized Skills



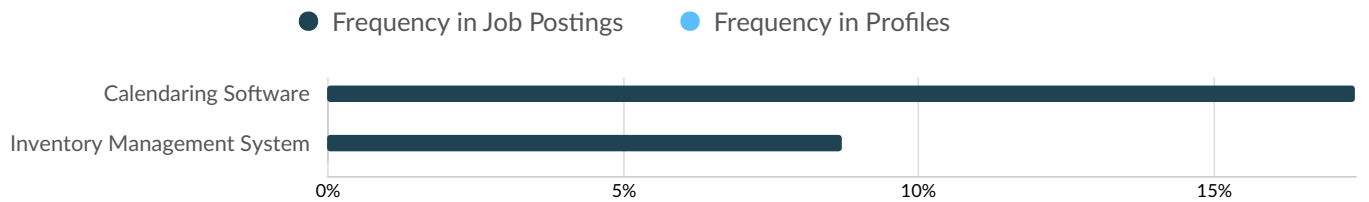
Skills	Postings	% of Total Postings	Profiles	% of Total Profiles
Athletic Training	18	78%	8	19%
Injury Prevention	15	65%	5	12%
Cardiopulmonary Resuscitation (CPR)	14	61%	6	14%
Rehabilitation	13	57%	7	17%
Occupational Safety and Health Administration (OSHA)	9	39%	0	0%
Health Education	7	30%	5	12%
Health Promotion	7	30%	2	5%
Marketing	7	30%	1	2%
Sports Injuries	6	26%	1	2%
Automated External Defibrillator	5	22%	1	2%

Top Common Skills



Skills	Postings	% of Total Postings	Profiles	% of Total Profiles
Management	14	61%	4	10%
Interpersonal Communications	13	57%	0	0%
First Aid	11	48%	2	5%
Communications	8	35%	1	2%
Time Management	6	26%	2	5%
Writing	6	26%	2	5%
Accountability	5	22%	0	0%
Operations	5	22%	0	0%
Prioritization	5	22%	0	0%
Detail Oriented	5	22%	0	0%

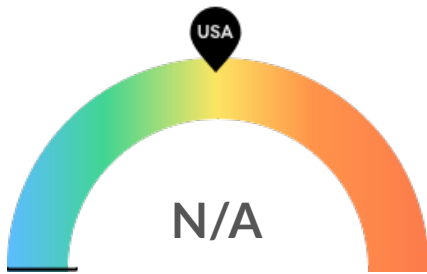
Top Software Skills



Skills	Postings	% of Total Postings	Profiles	% of Total Profiles
Calendaring Software	4	17%	0	0%
Inventory Management System	2	9%	0	0%

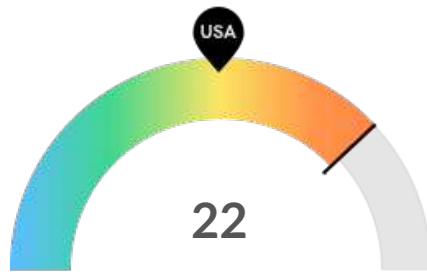
Demographics

Reliable Retirement Information Is Not Available, While Overall Diversity Is High



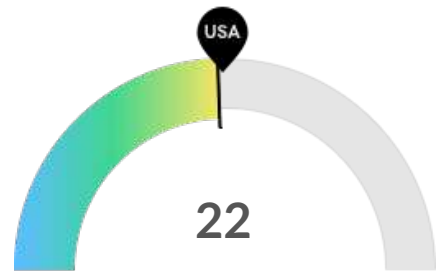
Retiring Soon

Reliable retirement information is not available in Bakersfield, CA, because there are too few employees.



Racial Diversity

Racial diversity is high in Bakersfield, CA. The national average for an area this size is 10* racially diverse employees, while there are 22 here.

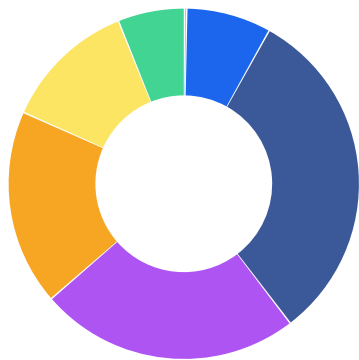


Gender Diversity

Gender diversity is about average in Bakersfield, CA. The national average for an area this size is 23* female employees, while there are 22 here.

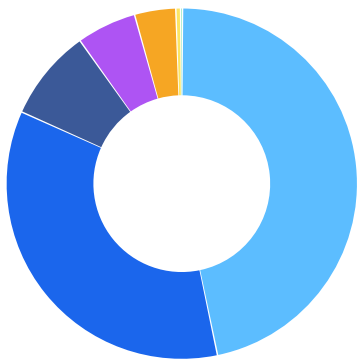
*National average values are derived by taking the national value for Athletic Trainers and scaling it down to account for the difference in overall workforce size between the nation and Bakersfield, CA. In other words, the values represent the national average adjusted for region size.

Occupation Age Breakdown



	% of Jobs	Jobs
14-18	0.2%	0
19-24	7.8%	3
25-34	31.5%	13
35-44	24.0%	10
45-54	18.0%	7
55-64	12.3%	5
65+	6.1%	2

Occupation Race/Ethnicity Breakdown



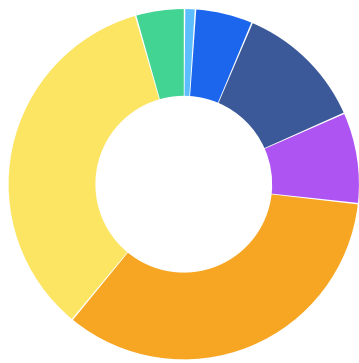
	% of Jobs	Jobs
White	46.7%	19
Hispanic or Latino	35.0%	14
Asian	8.5%	3
Black or African American	5.5%	2
Two or More Races	3.8%	2
American Indian or Alaska Native	0.4%	0
Native Hawaiian or Other Pacific Islander	0.2%	0

Occupation Gender Breakdown



	% of Jobs	Jobs
Males	45.7%	18
Females	54.3%	22

National Educational Attainment



	% of Jobs
● Less than high school diploma	1.0%
● High school diploma or equivalent	5.3%
● Some college, no degree	12.0%
● Associate's degree	8.4%
● Bachelor's degree	34.2%
● Master's degree	34.6%
● Doctoral or professional degree	4.5%

Occupational Programs



2 Programs

Of the programs that can train for this job, 2 have produced completions in the last 5 years.



168 Completions (2020)

The completions from all regional institutions for all degree types.



24 Openings (2020)

The average number of openings for an occupation in the region is 82.

CIP Code	Top Programs	Completions (2020)
31.0501	Sports, Kinesiology, and Physical Education/Fitness, General	131
31.0505	Exercise Science and Kinesiology	37

Top Schools	Completions (2020)
California State University-Bakersfield	117
Bakersfield College	32
Taft College	17
Cerro Coso Community College	2

Appendix A

Athletic Trainers (SOC 29-9091):

Evaluate and treat musculoskeletal injuries or illnesses. Provide preventive, therapeutic, emergency, and rehabilitative care.

Excludes Physical Therapists (29-1123).

Sample of Reported Job Titles:

Athletic Trainer
Resident Athletic Trainer
Certified Athletic Trainer
Women's Athletic Trainer
Personal Trainer
Athletic Lecturer
Athletic Instructor
Sports Trainer
Sports Medicine Trainer
Sports Athletic Trainer

Related O*NET Occupation:

Athletic Trainers (29-9091.00)